

**CONSOLIDATED
FINANCIAL STATEMENTS**
FOR THE FOURTH QUARTER OF
THE FISCAL YEAR ENDING 31 DECEMBER 2021

GEMADEPT CORPORATION

CONTENTS

	Page
1. Contents	1
2. Consolidated Balance Sheet as of 31 December 2021	2 - 5
3. Consolidated Income Statement for the fourth quarter of the fiscal year ending 31 December 2021	6
4. Consolidated Cash Flow Statement for the fourth quarter of the fiscal year ending 31 December 2021	7 - 8
5. Notes to the Consolidated Financial Statements for the fourth quarter of the fiscal year ending 31 December 2021	9 – 42

GEMADEPT CORPORATION

Address: No. 6 Le Thanh Ton Street, Ben Nghe Ward, District 1, Ho Chi Minh City, Vietnam

CONSOLIDATED FINANCIAL STATEMENTS

For the fourth quarter of the fiscal year ending 31 December 2021

CONSOLIDATED BALANCE SHEET

As of 31 December 2021

Unit: VND

ITEMS	Code	Note	Ending balance	Beginning balance
A - CURRENT ASSETS	100		1.690.487.538.886	1.356.400.253.202
I. Cash and cash equivalents	110	V.1	637.259.083.778	427.676.366.191
1. Cash	111		430.759.083.778	416.176.366.191
2. Cash equivalents	112		206.500.000.000	11.500.000.000
II. Short-term financial investments	120		51.831.843.090	23.437.445.943
1. Trading securities	121	V.2a	45.723.235.680	49.252.233.353
2. Provisions for devaluation of trading securities	122	V.2a	(15.881.750.652)	(30.182.846.588)
3. Held-to-maturity investments	123	V.2b	21.990.358.062	4.368.059.178
III. Short-term receivables	130		841.840.157.802	747.950.935.161
1. Short-term trade receivables	131	V.3	436.818.633.773	341.988.491.153
2. Short-term prepayments to suppliers	132	V.4a	165.336.235.788	142.564.303.832
3. Short-term inter-company receivables	133		-	-
4. Receivable according to the progress of construction contract	134		-	-
5. Receivables for short-term loans	135	V.5a	19.623.500.000	29.530.000.000
6. Other short-term receivables	136	V.6a	230.458.503.234	243.392.277.048
7. Allowance for short-term doubtful debts	137	V.7	(10.396.714.993)	(9.524.136.872)
8. Deficit assets for treatment	139		-	-
IV. Inventories	140		68.860.114.358	72.966.607.779
1. Inventories	141	V.8	68.860.114.358	77.169.725.859
2. Allowance for inventories	149	V.8	-	(4.203.118.080)
V. Other current assets	150		90.696.339.858	84.368.898.128
1. Short-term prepaid expenses	151	V.9a	13.726.249.481	11.051.155.655
2. Deductible VAT	152		57.860.864.956	55.788.533.490
3. Taxes and other receivables from the State	153	V.18	19.109.225.421	17.529.208.983
4. Trading Government bonds	154		-	-
5. Other current assets	155		-	-

CONSOLIDATED FINANCIAL STATEMENTS
Consolidated Balance Sheet (cont.)

ITEMS	Code	Note	Ending balance	Beginning balance
B - NON-CURRENT ASSETS	200		9,047,051,361.076	8,478,143,954.066
I. Long-term receivables	210		43,954,277.803	56,015,447.670
1. Long-term trade receivables	211		-	-
2. Long-term prepayments to suppliers	212	V.4b	358,000.000	358,000.000
3. Working capital in affiliates	213		-	-
4. Long-term inter-company receivables	214		-	-
5. Receivables for long-term loans	215	V.5b	8,100,000.000	25,100,000.000
6. Other long-term receivables	216	V.6b	35,496,277.803	30,557,447.670
7. Allowance for long-term doubtful debts	219		-	-
II. Fixed assets	220		3,146,102,027.551	3,143,068,755.500
1. Tangible fixed assets	221	V.10	2,805,813,414.108	2,760,856,086.787
- Historical cost	222		5,223,176,771.291	4,908,384,792.791
- Accumulated depreciation	223		(2,417,363,357.183)	(2,147,528,706.004)
2. Financial leased assets	224	V.11	78,555,811.617	116,925,846.196
- Historical cost	225		235,315,786.602	247,772,204.488
- Accumulated depreciation	226		(156,759,974.985)	(130,846,358.292)
3. Intangible fixed assets	227	V.12	261,732,801.826	265,286,822.517
- Initial cost	228		364,246,908.493	357,186,280.451
- Accumulated amortization	229		(102,514,106.667)	(91,899,457.934)
III. Investment property	230		-	-
- Historical costs	231		-	-
- Accumulated depreciation	232		-	-
IV. Long-term assets in process	240		1,746,637,854.177	1,757,169,265.427
1. Long-term work in process	241		-	-
2. Construction-in-progress	242	V.13	1,746,637,854.177	1,757,169,265.427
V. Long-term financial investments	250		2,835,542,459.847	2,531,074,199.418
1. Investments in subsidiaries	251		-	-
2. Investments in joint ventures and associates	252	V.2c	2,797,217,437.671	2,461,441,374.935
3. Investments in other entities	253	V.2d	41,021,599.762	72,736,908.411
4. Provisions for devaluation of long-term financial investments	254	V.2d	(2,696,577.586)	(3,104,083.928)
5. Held-to-maturity investments	255		-	-
VI. Other non-current assets	260		1,274,814,741.698	990,816,286.051
1. Long-term prepaid expenses	261	V.9b	928,419,374.240	638,590,994.095
2. Deferred income tax assets	262	V.14	132,467,487.507	110,693,814.592
3. Long-term components and spare parts	263		-	-
4. Other non-current assets	268		-	-
5. Goodwill	269	V.15	213,927,879.951	241,531,477.364
TOTAL ASSETS	270		10,737,538,899.962	9,834,544,207.268

CONSOLIDATED FINANCIAL STATEMENTS
Consolidated Balance Sheet (cont.)

ITEMS	Code	Note	Ending balance	Beginning balance
C - LIABILITIES	300		3.692.052.173.014	3.239.614.949.264
I. Current liabilities	310		2.268.180.192.456	1.745.211.780.685
1. Short-term trade payables	311	V.16	376.984.231.143	357.899.063.388
2. Short-term advances from customers	312	V.17	3.225.949.982	20.211.415.538
3. Taxes and other obligations to the State Budget	313	V.18	26.353.353.765	18.970.678.365
4. Payables to employees	314	V.19	67.269.166.022	76.359.614.295
5. Short-term accrued expenses	315	V.20	464.254.581.849	208.693.179.893
6. Short-term inter-company payables	316		-	-
7. Payable according to the progress of construction contracts	317		-	-
8. Short-term unearned revenue	318	V.21a	1.314.355.164	1.406.668.824
9. Other short-term payables	319	V.22a	276.601.952.507	216.156.450.734
10. Short-term borrowings and financial leases	320	V.23a	860.465.960.439	762.887.887.093
11. Provisions for short-term payables	321	V.24	134.597.069.001	22.571.255.010
12. Bonus and welfare funds	322	V.25	57.113.572.584	60.055.567.545
13. Price stabilization fund	323		-	-
14. Trading Government bonds	324		-	-
II. Non-current liabilities	330		1.423.871.980.558	1.494.403.168.579
1. Long-term trade payables	331		-	-
2. Long-term advances from customers	332		-	-
3. Long-term accrued expenses	333		-	-
4. Inter-company payables for working capital	334		-	-
5. Long-term inter-company payables	335		-	-
6. Long-term unearned revenue	336	V.21b	276.218.585.903	275.215.157.320
7. Other long-term payables	337	V.22b	86.409.739.072	81.448.902.020
8. Long-term borrowings and financial leases	338	V.23b	1.061.243.655.583	1.137.739.109.239
9. Convertible bonds	339		-	-
10. Preferred shares	340		-	-
11. Deferred income tax liability	341		-	-
12. Provisions for long-term payables	342		-	-
13. Science and technology development fund	343		-	-


CONSOLIDATED FINANCIAL STATEMENTS
Consolidated Balance Sheet (cont.)

ITEMS	Code	Note	Ending balance	Beginning balance
D - OWNER'S EQUITY	400		7.045.486.726.948	6.594.929.258.004
I. Owner's equity	410		7.045.486.726.948	6.594.929.258.004
1. Capital	411	V.26a	3.013.779.570.000	3.013.779.570.000
- Ordinary shares carrying voting rights	411a		3.013.779.570.000	3.013.779.570.000
- Preferred shares	411b		-	-
2. Share premiums	412	V.26a	1.941.832.197.040	1.941.832.197.040
3. Bond conversion options	413		-	-
4. Other sources of capital	414	V.26a	128.097.775.902	128.097.775.902
5. Treasury stocks	415		-	-
6. Differences on asset revaluation	416		-	-
7. Foreign exchange differences	417	V.26a	282.286.637.691	89.962.489.095
8. Investment and development fund	418	V.26a	152.636.937.352	152.636.937.352
9. Business arrangement supporting fund	419		-	-
10. Other funds	420	V.26a	139.110.971.167	140.044.304.503
11. Retained earnings	421	V.26a	653.798.337.992	435.146.071.577
- Retained earnings accumulated to the end of the previous period	421a		49.037.490.725	604.760.847.267
- Retained earnings of the current period	421b		-	-
12. Construction investment fund	422		-	-
13. Benefits of non-controlling shareholders	429	V.27	733.944.299.804	693.429.912.535
II. Other sources and funds	430		-	-
1. Sources of expenditure	431		-	-
2. Fund to form fixed assets	432		-	-
TOTAL LIABILITIES AND OWNER'S EQUITY	440		10.737.538.899.962	9.834.544.207.268

Ho Chi Minh City, 28 January 2022



Pham Quang Huy
Preparer



Nguyen Minh Nguyet
Chief Accountant



Nguyen Thanh Binh
General Director

GEMADEPT CORPORATION

Address: No. 6 Le Thanh Ton Street, Ben Nghe Ward, District 1, Ho Chi Minh City, Vietnam

CONSOLIDATED FINANCIAL STATEMENTS

For the fourth quarter of the fiscal year ending 31 December 2021


CONSOLIDATED INCOME STATEMENT
For the fourth quarter of the fiscal year ending 31 December 2021

Unit: VND

ITEMS	Code	Note	Quarter 4		Accumulated from the beginning of the year to the end of the current period	
			Current year	Previous year	Current year	Previous year
1. Sales	01	VI.1	1.038.089.871.089	703.021.926.020	3.205.928.217.239	2.605.666.369.829
2. Sales deductions	02		-	-	-	-
3. Net sales	10		1.038.089.871.089	703.021.926.020	3.205.928.217.239	2.605.666.369.829
4. Cost of sales	11	VI.2	734.968.250.148	505.738.070.324	2.061.078.202.742	1.656.081.835.186
5. Gross profit	20		303.121.620.941	197.283.855.696	1.144.850.014.497	949.584.534.643
6. Financial income	21	VI.3	5.870.002.113	3.541.918.832	39.769.362.919	27.575.724.922
7. Financial expenses	22	VI.4	12.808.043.439	18.031.444.449	108.256.650.881	159.264.353.024
In which: Loan interest expenses	23		29.416.147.925	33.281.394.820	119.277.015.129	146.594.706.568
8. Gain or loss in joint ventures, associates	24		81.785.363.715	48.476.549.464	242.376.665.258	157.111.374.216
9. Selling expenses	25	VI.5	40.921.510.514	40.915.209.656	162.768.684.288	137.355.616.968
10. General and administration expenses	26	VI.6	74.086.450.629	110.169.875.656	295.025.824.335	341.473.916.467
11. Net operating profit	30	V.2c	262.960.982.187	80.185.794.231	860.944.883.170	496.177.747.322
12. Other income	31	VI.7	15.358.267.320	7.636.335.256	50.466.339.171	80.099.486.056
13. Other expenses	32	VI.8	47.037.580.399	3.121.459.298	105.336.384.944	63.721.453.869
14. Other profit/(loss)	40		(31.679.313.079)	4.514.875.958	(54.870.045.773)	16.378.032.187
15. Total accounting profit before tax	50		231.281.669.108	84.700.670.189	806.074.837.397	512.555.779.509
16. Current income tax	51		33.587.413.745	22.044.851.935	106.421.137.454	88.492.988.818
17. Deferred income tax	52		(11.004.913.983)	(2.477.561.176)	(21.773.672.915)	(16.412.963.683)
18. Profit after tax	60		208.699.169.346	65.133.379.430	721.427.372.858	440.475.754.374
19. Profit after tax of the Parent Company	61		189.643.986.412	51.566.985.728	604.760.847.267	370.931.984.470
20. Profit after tax of non-controlling shareholders	62		19.055.182.934	13.566.393.702	116.666.525.591	69.543.769.904
21. Basic earnings per share	70	VI.9	579	160	1.846	1.149
22. Diluted earnings per share	71	VI.9	579	160	1.846	1.149

Ho Chi Minh City, 28 January 2022


Pham Quang Huy
Preparer

Nguyen Minh Nguyen
Chief Accountant

 Nguyen Thanh Binh
General Director

GEMADEPT CORPORATION

Address: No. 6 Le Thanh Ton Street, Ben Nghe Ward, District 1, Ho Chi Minh City, Vietnam

CONSOLIDATED FINANCIAL STATEMENTS

For the fourth quarter of the fiscal year ending 31 December 2021

CONSOLIDATED CASH FLOW STATEMENT

(Indirect method)

For the fourth quarter of the fiscal year ending 31 December 2021

Unit: VND

ITEMS	Code	Note	Accumulated from the beginning of the year to the end of the current period	
			Current year	Previous year
I. Cash flows from operating activities				
1. Profit before tax	01		806.074.837.397	512.555.779.509
2. Adjustments				
- Depreciation of fixed assets and investment properties	02		379.430.942.147	407.829.017.632
- Provisions and allowances	03	V.2; V.7; V.8; V.24	94.003.591.858	(70.550.615.395)
- Exchange gain/(loss) due to revaluation of monetary items in foreign currencies	04	VI.4	(1.294.628.072)	331.606.922
- Gain/(loss) from investing activities	05	V.2c; VI.3; VI.7; VI.8	(198.931.861.525)	(133.599.032.402)
- Interest expenses	06	VI.4	119.277.015.129	146.594.706.568
- Others	07		-	-
3. Operating profit before changes of working capital	08		1.198.559.896.934	863.161.462.834
- Increase/(decrease) of receivables	09		142.243.901.124	207.807.639.640
- Increase/(decrease) of inventories	10		8.309.611.501	4.332.455.827
- Increase/(decrease) of payables	11		199.120.715.796	(135.811.753.185)
- Increase/(decrease) of prepaid expenses	12		(301.913.818.581)	25.930.730.039
- Increase/(decrease) of trading securities	13	V.2a	3.528.997.673	34.157.577.312
- Interests paid	14	V.20; V.22; VI.4	(125.764.051.293)	(146.478.966.196)
- Corporate income tax paid	15	V.18	(102.629.017.194)	(166.958.951.726)
- Other cash inflows	16		-	-
- Other cash outflows	17		(16.230.008.055)	(30.775.781.866)
Net cash flows from operating activities	20		1.005.226.227.905	655.364.412.679
II. Cash flows from investing activities				
1. Purchases and construction of fixed assets and other non-current assets	21	V.10; V.12; V.13	(626.578.836.243)	(215.700.797.051)
2. Proceeds from disposals of fixed assets and other non-current assets	22	V.10; VI.7	43.054.553.484	21.602.938.707
3. Cash outflow for lending, buying debt instruments of other entities	23	V.5	(95.493.500.000)	(59.840.000.000)
4. Cash recovered from lending, selling debt instruments of other entities	24	V.5	103.600.000.000	34.600.000.000
5. Investments in other entities	25		-	(31.012.563.977)
6. Withdrawals of investments in other entities	26	V.2d; VI.3	55.157.132.295	153.289.510.245
7. Interest earned, dividends and profits received	27	V.2c; V.6; VI.3	123.347.366.402	170.142.868.390
Net cash flows from investing activities	30		(396.913.284.062)	73.081.956.314


CONSOLIDATED FINANCIAL STATEMENTS
Consolidated Cash Flow Statement (cont.)

ITEMS	Code	Note	Accumulated from the beginning of the year to the end of the current period	
			Current year	Previous year
III. Cash flows from financing activities				
1. Proceeds from issuing stocks and capital contributions from owners	31		-	44.530.000.000
2. Repayment for capital contributions and re-purchases of stocks already issued	32		-	-
3. Proceeds from borrowings	33		1.524.258.463.677	902.082.317.483
4. Repayment for loan principal	34		(1.446.486.479.270)	(1.024.407.933.654)
5. Payments for financial leased assets	35		(49.087.597.324)	(54.916.707.254)
6. Dividends and profit paid to the owners	36		(426.189.987.317)	(353.473.087.928)
Net cash flows from financing activities	40		(397.505.600.234)	(486.185.411.353)
Net cash flows during the year	50		210.807.343.609	242.260.957.640
Beginning cash and cash equivalents	60	V.1	427.676.366.191	185.545.788.383
Effects of fluctuations in foreign exchange rates	61		(1.224.626.022)	(130.379.832)
Ending cash and cash equivalents	70	V.1	637.259.083.778	427.676.366.191

Ho Chi Minh City, 28 January 2022



Pham Quang Huy
Preparer



Nguyen Minh Nguyet
Chief Accountant



Nguyen Thanh Binh
General Director

GEMADEPT CORPORATION

Address: No. 6 Le Thanh Ton Street, Ben Nghe Ward, District 1, Ho Chi Minh City, Vietnam

CONSOLIDATED FINANCIAL STATEMENTS

For the fourth quarter of the fiscal year ending 31 December 2021

NOTES TO THE CONSOLIDATED FINANCIAL STATEMENTS

For the fourth quarter of the fiscal year ending 31 December 2021

I. GENERAL INFORMATION**1. Ownership form**

Gemadept Corporation (hereinafter referred to as “the Corporation” or “the Parent Company”) is a joint stock company.

2. Operating field

The Corporation operates in many different fields.

3. Principal business activities

The Corporation has been consistent with its strategy to develop core businesses and to selectively diversify business sectors. The Corporation’s business scopes include port operation, logistics, forestry and real estate.

- Port operation: Operating a port system stretching from the North to the South, in big cities and at major industrial zones: Nam Hai Port, Nam Hai Dinh Vu Port, Nam Dinh Vu Port, Nam Hai ICD Port, Dung Quat Port, Phuoc Long Port, Binh Duong Port and Gemalink Cai Mep Deep-sea Container Port;
- Logistics: Distribution centers; container liner services; project cargo transport; multi-modal transport, ship and crew management; shipping agency and freight forwarding services; air-cargo terminal, etc.
- Forestry: Planting, exploiting and processing rubber trees and other industrial crops in Cambodia.
- Real estate: Building and operating commercial centers, hotels, office buildings in big cities of Vietnam and Indochina including Saigon Gem Mixed-use Development project and Gemadept Mixed-use Development project in Vientiane - Laos.

4. Normal operating cycle

The Corporation’s normal operating cycle is within 12 months.

5. Effects of the Corporation’s operation during the period on the Consolidated Financial Statements

The Corporation paid the dividends of 2020 in cash at the rate of 12%, equivalent to VND 1.200/share.

During the period, the Parent Company contributed capital to establish Gemadept Central Joint Stock Company and capital to Pacific Pride Joint Stock Company Limited and Pacific Rubber Industry Co., Ltd.

Da Nang Branch of the Parent Company terminated its operation according to the Board of Management’s Resolution No. 065/NQ/HDQT-GMD dated 13 May 2021.

6. Structure of the Group

At the end of the period, the Group includes the Parent Company, 19 subsidiaries under the control of the Parent Company and 16 joint ventures, associates (at the beginning of the year, the Group had 18 subsidiaries and 16 joint ventures and associates). All the subsidiaries are consolidated in these Consolidated Financial Statements.

GEMADEPT CORPORATION

Address: No. 6 Le Thanh Ton Street, Ben Nghe Ward, District 1, Ho Chi Minh City, Vietnam

CONSOLIDATED FINANCIAL STATEMENTS

For the fourth quarter of the fiscal period ending 31 December 2021

Notes to the Consolidated Financial Statements (cont.)**6a. List of subsidiaries to be consolidated**

Subsidiaries	Address	Benefit rate		Voting right	
		Ending balance	Beginning balance	Ending balance	Beginning balance
Nam Dinh Vu Port Joint Stock Company	Lot CA1, Nam Dinh Vu Industrial Park, Dong Hai 2 Ward, Hai An District, Hai Phong City, Vietnam	60,00%	60,00%	60,00%	60,00%
Nam Hai Dinh Vu Port J.S.C.	Km No. 6, Dinh Vu Street, Dong Hai 2 Ward, Hai An District, Hai Phong City, Vietnam	84,66%	84,66%	84,66%	84,66%
Nam Hai Port Corporation Joint Stock Company	No. 201, Ngo Quyen Street, May Chai Ward, Ngo Quyen District, Hai Phong City, Vietnam	99,98%	99,98%	99,98%	99,98%
Nam Hai ICD Joint Stock Company	Lot CN3, MP Dinh Vu Industrial Park, Dong Hai 2 Ward, Hai An District, Hai Phong City, Vietnam	75,00%	75,00%	75,00%	75,00%
Gemadept Dung Quat International Port J.S.C.	Port No. 1 – Dung Quat Port, Binh Thuan Commune, Binh Son District, Quang Ngai Province, Vietnam	80,40%	80,40%	80,40%	80,40%
Phuoc Long Port Co., Ltd.	No. 6 Le Thanh Ton Street, Ben Nghe Ward, District 1, Ho Chi Minh City, Vietnam	100%	100%	100%	100%
Truong Tho Transportation Services Corporation ⁽ⁱ⁾	Quarter 7, Truong Tho Ward, Thu Duc District, Ho Chi Minh City, Vietnam	46,00%	46,00%	54,00%	54,00%
Pacific Marine Equipment and Service Company Limited	No. 6 Le Thanh Ton Street, Ben Nghe Ward, District 1, Ho Chi Minh City, Vietnam	100%	100%	100%	100%
ISS - Gemadept Co., Ltd.	No. 45 Vo Thi Sau Street, Da Kao Ward, District 1, Ho Chi Minh City, Vietnam	51,00%	51,00%	51,00%	51,00%
Pacific Marine Co., Ltd.	No. 6 Le Thanh Ton Street, Ben Nghe Ward, District 1, Ho Chi Minh City, Vietnam	100%	100%	100%	100%
Pacific Rubber Industry Co., Ltd.	No. 6 Le Thanh Ton Street, Ben Nghe Ward, District 1, Ho Chi Minh City, Vietnam	100%	100%	100%	100%
Pacific Pearl Joint Stock Company Limited	61 Road No. 468, Toul Tumpoung 2 Ward, Chamkarmon District, Phnom Penh City, Cambodia	100%	100%	100%	100%
Pacific Lotus Joint Stock Company Limited	18B Road No. 500, Phsar Deum Thkov Ward, Chamkarmon District, Phnom Penh City, Cambodia	100%	100%	100%	100%
Pacific Pride Joint Stock Company Limited	947 Por Prok Khang Tbong Hamlet, Kar Karb Ward, Po Sen Chey District, Phnom Penh City, Cambodia	100%	100%	100%	100%
V.N.M General Transportation Service Co., Ltd.	No. 6 Le Thanh Ton Street, Ben Nghe Ward, District 1, Ho Chi Minh City, Vietnam	100%	100%	100%	100%
Gemadept Construction Infrastructure Investment and	No. 147 Nguyen Thai Binh Street, Ward 3, Tan An City, Long An Province, Vietnam	50,00%	50,00%	50,00%	50,00%

GEMADEPT CORPORATION

Address: No. 6 Le Thanh Ton Street, Ben Nghe Ward, District 1, Ho Chi Minh City, Vietnam

CONSOLIDATED FINANCIAL STATEMENTS

For the fourth quarter of the fiscal period ending 31 December 2021

Notes to the Consolidated Financial Statements (cont.)

Subsidiaries	Address	Benefit rate		Voting right	
		Ending balance	Beginning balance	Ending balance	Beginning balance
Development Corporation					
Gemadept – Vung Tau Corporation	No. 1/1A Pham Hong Thai Street, Ward 7, Vung Tau City, Ba Ria – Vung Tau Province, Vietnam	70,00%	70,00%	70,00%	70,00%
Binh Duong Port Corporation	Land Lot No. 712, Map No. 8.BT.B, Group 5, Quyet Thang Quarter, Binh Thang Ward, Di An City, Binh Duong Province, Vietnam	80,09%	80,09%	80,09%	80,09%
Gemadept Central Joint Stock Company ⁽ⁱⁱ⁾	9th floor, Indochina Rover Tower Building, 74 Bach Dang Street, Hai Chau 1 Ward, Hai Chau District, Da Nang City, Vietnam	98,04%	-	98,04%	-

(i) The Group has taken control over Truong Tho Transportation Services Corporation since it has been authorized by some shareholders to reach the voting right rate of 54% at the General Meetings of Shareholders.

(ii) Newly established company.

6b. List of joint ventures, associates reflected in the Consolidated Financial Statements in accordance with the equity method

Company	Address	Benefit rate		Voting right	
		Ending balance	Beginning balance	Ending balance	Beginning balance
CJ Gemadept Logistics Holdings Company Limited	No. 6 Le Thanh Ton Street, Ben Nghe Ward, District 1, Ho Chi Minh City, Vietnam	49,10%	49,10%	49,10%	49,10%
Gemadept Logistics One Member Company Limited	Lot J1, Road No. 8, Song Than 1 Industrial Zone, Di An Ward, Di An Town, Binh Duong Province, Vietnam	49,10%	49,10%	49,10%	49,10%
Mekong Logistics Company	Song Hau Industrial Park, Dong Phu Commune, Chau Thanh District, Hau Giang Province, Vietnam	25,02%	25,02%	25,02%	25,02%
Gemadept Hai Phong One Member Company Limited	6 th Floor, Lot 20A, TD Plaza Business Center, Le Hong Phong Street, Dong Khe Ward, Ngo Quyen District, Hai Phong City, Vietnam	49,10%	49,10%	49,10%	49,10%
CJ Gemadept Shipping Holdings Company Limited	No. 6 Le Thanh Ton Street, Ben Nghe Ward, District 1, Ho Chi Minh City, Vietnam	51,00%	51,00%	50,00%	50,00%
Gemadept Shipping Limited Company	No. 6 Le Thanh Ton Street, Ben Nghe Ward, District 1, Ho Chi Minh City, Vietnam	51,00%	51,00%	50,00%	50,00%
Gemadept Shipping Singapore Pte. Ltd.	63 Market Street #05 – 01A Bank of Singapore Centre, Singapore, 048942	51,00%	51,00%	50,00%	50,00%

GEMADEPT CORPORATION

Address: No. 6 Le Thanh Ton Street, Ben Nghe Ward, District 1, Ho Chi Minh City, Vietnam

CONSOLIDATED FINANCIAL STATEMENTS

For the fourth quarter of the fiscal period ending 31 December 2021

Notes to the Consolidated Financial Statements (cont.)

Company	Address	Benefit rate		Voting right	
		Ending balance	Beginning balance	Ending balance	Beginning balance
Gemadep (Malaysia) Sdn. Bhd.	No.68B, Jalan Batai Laut 4, Taman Intan, 41300 Klang, Selangor Darul Ehsan, Malaysia	51,00%	51,00%	50,00%	50,00%
Gemadep - Terminal Link Cai Mep Terminal J.S.C. ⁽ⁱ⁾	Tan Loc Hamlet, Phuoc Hoa Ward, Phu My Town, Ba Ria – Vung Tau Province, Vietnam	65,13%	65,13%	50,00%	50,00%
Saigon Cargo Service Corporation (SCSC Corp.)	No. 30, Phan Thuc Duyen Street, Ward 4, Tan Binh District, Ho Chi Minh City, Vietnam	34,52%	34,52%	34,52%	34,52%
“K” Line – Gemadep Logistics Co., Ltd.	No. 6 Le Thanh Ton Street, Ben Nghe Ward, District 1, Ho Chi Minh City, Vietnam	50,00%	50,00%	50,00%	50,00%
Golden Globe Co., Ltd.	Sibunhuong Village, Chanthabouly District, Vientiane, Laos	40,00%	40,00%	40,00%	40,00%
Golden Globe Trading Co., Ltd.	No. 117 Le Loi Street, Ben Thanh Ward, District 1, Ho Chi Minh City, Vietnam	45,00%	45,00%	45,00%	45,00%
Foodstuff Combina Torial Joint Stock Company	No. 267 Quang Trung Street, Quang Trung Ward, Ha Dong District, Hanoi City, Vietnam	26,56%	26,56%	26,56%	26,56%
Minh Dam Tourism J.S.C.	Cau Tum, Hai Tan Quarter, Phuoc Hai Town, Dat Do District, Ba Ria-Vung Tau Province, Vietnam	40,00%	40,00%	40,00%	40,00%
Vung Tau Commercial Port J.S.C. (VCP)	No. 973, 30/4 Street, Ward 11, Vung Tau City, Ba Ria – Vung Tau Province, Vietnam	26,78%	26,78%	26,78%	26,78%

- (i) Although the ownership rate of the Group in Gemadep - Terminal Link Cai Mep Terminal J.S.C. is more than 50%, the Resolutions of its General Meeting of Shareholders have to be approved by the shareholders who jointly hold at least 76% of total voting shares as required by the charter of this company. Therefore, this investment is presented in the item “Investments in joint ventures and associates” on the Consolidated Financial Statements.

7. Statement of information comparability on the Consolidated Financial Statements

The figures in the current period can be comparable with corresponding figures in the previous period.

8. Headcount

As at 31 December 2021, the Group companies' headcount is 1.535 (headcount at the beginning of the year: 1.501).

II. FISCAL PERIOD AND ACCOUNTING CURRENCY**1. Fiscal period**

The fiscal year of the Group is from 01 January to 31 December annually. The fourth quarter of 2021 began on 01 October 2021 and ended on 31 December 2021.

GEMADEPT CORPORATION

Address: No. 6 Le Thanh Ton Street, Ben Nghe Ward, District 1, Ho Chi Minh City, Vietnam

CONSOLIDATED FINANCIAL STATEMENTS

For the fourth quarter of the fiscal period ending 31 December 2021

Notes to the Consolidated Financial Statements (cont.)

2. Accounting currency unit

The accounting currency unit is Vietnamese Dong (VND).

III. ACCOUNTING STANDARDS AND SYSTEM

1. Accounting System

The Group applies the Vietnamese Accounting Standards and System, which were issued together with the Circular No. 200/2014/TT-BTC dated 22 December 2014 guiding the Vietnamese Accounting System, the Circular No. 202/2014/TT-BTC dated 22 December 2014 guiding the preparation and presentation of the Consolidated Financial Statements as well as other Circulars guiding implementation of Vietnamese Accounting Standards of the Ministry of Finance in preparation and presentation of the Consolidated Financial Statements.

2. Statement of the compliance with the Accounting Standards and System

The Board of Directors ensure to follow all the requirements of the Vietnamese Accounting Standards and System, which were issued together with the Circular No. 200/2014/TT-BTC dated 22 December 2014, the Circular No. 202/2014/TT-BTC dated 22 December 2014 as well as other Circulars guiding the implementation of the Accounting Standards of the Ministry of Finance in the preparation and presentation of the Consolidated Financial Statements.

IV. ACCOUNTING POLICIES

1. Accounting convention

All the Consolidated Financial Statements are prepared on the accrual basis (except for the information related to cash flows).

2. Consolidation bases

The Consolidated Financial Statements include the Financial Statements of the Parent Company and those of its subsidiaries. A subsidiary is an enterprise that is controlled by the Parent Company. The control exists when the Parent Company has the power to directly or indirectly govern the financial and operating policies of the subsidiary to obtain economic benefits from its activities. In determining the control power, the potential voting right arising from options or debt and capital instruments that can be converted into common shares as of the balance sheet date should also be taken into consideration.

The financial performance of subsidiaries, which is bought or sold during the period, are included in the Consolidated Income Statement from the date of acquisition or until the date of selling investments in those subsidiaries.

The Financial Statements of the Parent Company and those of subsidiaries used for consolidation are prepared in the same fiscal period and apply consistently accounting policies to the same types of transactions and events in similar circumstances. In the case that the accounting policy of a subsidiary is different from the accounting policy applied consistently in the Group, the Financial Statements of that subsidiary will be properly adjusted before being used for the preparation of the Consolidated Financial Statements.

Intra-group balances in the Balance Sheet, intra-group transactions and unrealized profits resulting from these transactions must be completely eliminated. Unrealized losses resulting from intra-group transactions are also eliminated unless costs cannot be recovered.

Benefits of non-controlling shareholders reflect profit or loss and net assets of subsidiaries, which are not held by the Group and presented in a separate item of the Consolidated Income Statement and Consolidated Balance Sheet (classified under "Owner's equity"). Benefits of non-controlling shareholders include the values of their non-controlling interest at the initial date of the business

GEMADEPT CORPORATION

Address: No. 6 Le Thanh Ton Street, Ben Nghe Ward, District 1, Ho Chi Minh City, Vietnam

CONSOLIDATED FINANCIAL STATEMENTS

For the fourth quarter of the fiscal period ending 31 December 2021

Notes to the Consolidated Financial Statements (cont.)

combination and those arise within the ranges of changes in owner's equity from the date of the business combination. The losses arising in the subsidiary are attributed equally to the ownership rate of non-controlling shareholders, even if such losses are higher than the interest owned by these shareholders in net assets of the subsidiaries.

In case the Group invests to raise its benefit rate held in the subsidiaries, the difference between the additional investment cost and the carrying value of the subsidiaries' net assets additionally purchased as at the acquisition date is directly recorded in item "Retained earnings" on the Consolidated Balance Sheet.

As the Group withdraws a part of its capital from subsidiaries:

- If the Group still holds the control right after its capital withdrawal: the result of capital withdrawal is recorded into item "Retained earnings" on the Consolidated Balance Sheet.
- If the Group loses its control right after its capital withdrawal and subsidiaries turn into its joint ventures, associates: the remaining investment is presented in item "Investments in joint ventures, associates" in the Consolidated Financial Statements in accordance the equity method and the result of capital withdrawal is recorded into Consolidated Income Statement.
- If the Group loses its control right after capital withdrawal and subsidiaries turn into normal investment: the remaining investment is presented at the carrying value in Consolidated Financial Statements and the result of capital withdrawal is recorded into Consolidated Income Statement.

In case where subsidiaries raise capital from the owners, if the additional capital contribution rate of the involved parties is not in correspondence with the current capital ownership rate, the difference between the additional capital contribution rate of the Group and the increase of the ownership share in the subsidiaries' net assets is recorded into item "Retained earnings" on the Consolidated Balance Sheet.

3. Foreign currency transactions

Transactions in foreign currencies are converted at the actual exchange rates ruling as of the transaction dates. The ending balances of monetary items in foreign currencies are converted at the actual exchange rates ruling as of the balance sheet date.

Foreign exchange differences arisen from foreign currency transactions during the period shall be included into financial income or financial expenses. Foreign exchange differences due to the revaluation of ending balances of the monetary items in foreign currencies after offsetting their positive differences against negative differences shall be included into financial income or financial expenses.

The exchange rate used to convert foreign currency transactions is the actual exchange rate ruling as at the time of these transactions. The actual exchange rates applied to foreign currency transactions are as follows:

- For the foreign currency trading contract (including spot contract, forward contract, future contract, option contract, currency swap): the exchange rate stipulated in the contracts of trading foreign currency between the Group and the Bank.
- For capital contribution made or received: the buying rate of the bank where the Group opens its account to receive capital contributed from investors as of the date of capital contribution.
- For receivables: the buying rate of foreign currency ruling as at the time of transaction of the commercial bank where the Group designates the customers to make payments.
- For payables: the selling rate of foreign currency ruling as at the time of transaction of the commercial bank where the Group supposes to make payments.

GEMADEPT CORPORATION

Address: No. 6 Le Thanh Ton Street, Ben Nghe Ward, District 1, Ho Chi Minh City, Vietnam

CONSOLIDATED FINANCIAL STATEMENTS

For the fourth quarter of the fiscal period ending 31 December 2021

Notes to the Consolidated Financial Statements (cont.)

- For acquisition of assets or immediate payments in foreign currency (not included into payable accounts): the buying rate of the commercial bank where the Group makes payments.

The exchange rate used to re-evaluate ending balances of monetary items in foreign currencies is determined in accordance with following principles:

- For foreign currency deposits: the buying rate of the bank where the Group opens its foreign currency account.
- For monetary items in foreign currencies classified as other assets: the buying rate of Orient Commercial Joint Stock Bank (OCB) – Tan Binh Branch where the Group frequently makes transactions.
- For monetary items in foreign currencies classified as liabilities: the selling rate of Orient Commercial Joint Stock Bank (OCB) – Tan Binh Branch where the Group frequently makes transactions.

Exchange rates used when converting the Financial Statements prepared in foreign currency of subsidiaries into the accounting currency of the Parent Company are as follows:

- For assets and goodwill incurred when acquiring a subsidiary overseas, apply the buying rate of the bank as at the balance sheet date.
- For liabilities, apply the selling rate of the bank as at the balance sheet date.
- For net value of assets of subsidiary held by the Parent Company at the acquisition date, apply the carrying exchange rate at the acquisition date.
- For retained earnings incurred after the date of acquiring subsidiary, apply the calculation of the items of income and expenses in the Income Statement.
- For dividends shared, apply the actual exchange rate ruling as at the time of sharing dividends.
- For items in the Income Statement and Cash Flow Statement, apply the actual exchange rate at the time of the transactions. In case the average exchange rates of the accounting period is approximate the actual rate at the time of the transaction (the difference does not exceed 2%), apply the average exchange rate. In case the fluctuation margin of beginning and ending exchange rate exceeds 2%, apply the exchange rate as at the balance sheet date.

Exchange differences arising from the conversion of Financial Statements of the subsidiary are accumulated in the item of “owner’s equity” on the Consolidated Balance Sheet under the following convention:

- Exchange differences attributable to the Parent Company are presented in the item “Foreign exchange differences” under the owner’s equity item of the Consolidated Balance Sheet.
- Exchange differences attributable to non-controlling shareholders are presented in the item “Benefits of non-controlling shareholders”.

The exchange differences arising in relation to the conversion of goodwill not fully allocated as of the balance sheet date are counted for the Parent Company and are recorded in the item “Foreign exchange differences” under the owner’s equity item in the Consolidated Balance Sheet.

4. Cash and cash equivalents

Cash includes cash on hand and demand deposits in banks. Cash equivalents are short-term investments of which the due dates cannot exceed 03 months from the dates of the investments and the convertibility into cash is easy, and which do not have a lot of risks in the conversion into cash as of the balance sheet date.

5. Financial investments

Trading securities

GEMADEPT CORPORATION

Address: No. 6 Le Thanh Ton Street, Ben Nghe Ward, District 1, Ho Chi Minh City, Vietnam

CONSOLIDATED FINANCIAL STATEMENTS

For the fourth quarter of the fiscal period ending 31 December 2021

Notes to the Consolidated Financial Statements (cont.)

Investments classified as trading securities are those held for the trading purpose with the aim of making profit.

Trading securities are recognized at costs. The costs are determined by the fair value of the payments at the time of the transaction plus other costs related to the purchase of trading securities.

The time of recognizing trading securities is when the Group acquires the ownership, as follows:

- For listed securities: recognized at the time of order-matching (T+0).
- For unlisted securities: recognized at the time of acquiring official ownership as stipulated by law.

Interest, dividends, and profit of the periods prior to the acquisition of trading securities are recorded as a decrease in the value of such securities. Interest, dividends and profit of the periods after the acquisition of such securities are recorded in the revenues. Particularly, the dividends paid in form of shares are not recorded as an increase in values, but the increasing quantity is followed up.

Convertible shares are determined on the basis of the fair value at the date of exchange. The fair value of the shares is determined as follows:

- For shares of listed companies: the closing price listed on the stock market at the date of exchange. In case where the stock market is not available for making transaction at the date of exchange, the fair value of shares is the closing price of the preceding transaction section with the date of exchange.
- For unlisted shares traded on UPCOM: the closing price on UPCOM at the date of exchange. In case where the UPCOM is not available for transaction at the exchange date, the fair value of shares is the closing price of the preceding transaction section with the date of exchange.
- For other unlisted shares: the price agreed by the parties under the contracts or the carrying value at the time of exchange.

Provisions for devaluation of trading securities are made for each particular type of securities in the market of which the fair value is lower than original costs. The fair value of the shares is determined as follows:

- For securities listed on the stock market: the closing price at the most recent trading date by the balance sheet date.
- For shares registered for trading on UPCOM: the average reference price in the 30 most preceding trading days prior to the balance sheet date, disclosed by Stock Exchange.
- For shares listed on the stock market or shares registered for trading on Upcom without transactions within 30 days prior to the date of provision, the shares which are delisted, canceled or suspended from trading: provision is made based on the losses of the investee at the rate equal to the difference between the actual capital invested by the owners and owner's equity as of the balance sheet date multiplying by the ownership rate over the total actual charter capital invested.

Increases/(decreases) in the provisions for devaluation of trading securities are recorded into "Financial expenses" as at the balance sheet date.

Gain or loss from transfer of trading securities is recorded into financial income or financial expenses. The costs are determined in accordance with the mobile weighted average method.

Held-to-maturity investments

GEMADEPT CORPORATION

Address: No. 6 Le Thanh Ton Street, Ben Nghe Ward, District 1, Ho Chi Minh City, Vietnam

CONSOLIDATED FINANCIAL STATEMENTS

For the fourth quarter of the fiscal period ending 31 December 2021

Notes to the Consolidated Financial Statements (cont.)

Investments are classified as held-to-maturity investments that the Group intends and is able to hold to maturity. Held-to-maturity investments include term deposits (including debentures and promissory note), bonds, preferred shares that the issuer are required to re-purchase at a certain date in the future and held-to-maturity loans for the purpose of receiving periodical interest as well as other held-to-maturity investments.

Held-to-maturity investments are initially recognized at cost including the purchase cost and other transaction costs. After initial recognition, these investments are recorded at recoverable value. Interest from these held-to-maturity investments after acquisition date is recognized in the profit or loss on the basis of the interest income to be received. Interests arising prior to the Group's acquisition of held-to-maturity investments are recorded as a decrease in the costs as at the acquisition time.

When there are reliable evidences proving that a part or the whole investment cannot be recovered and the loss are reliably determined, the loss is recognized as financial expenses during the period while the investment value is derecognized.

Loans

Loans are measured at costs less allowance for doubtful debts, which is made on the basis of estimated losses.

Investments in joint ventures and associates

Joint ventures

A joint venture is an entity which is established by a contractual arrangement whereby the Group and the involved parties undertake an economic activity that is subject to joint control. Joint control is the contractually agreed sharing of control over an economic activity, and exists only when the strategic financial and operating decisions relating to the activity require the unanimous consent of the parties sharing control (the ventures).

The Group recognizes its interests in jointly-controlled entities in accordance with the equity method. Accordingly, contributed capital in joint ventures is initially recognized at original cost and then adjusted for the changes in the Group's ownership rate of net assets of jointly-controlled entities. The consolidated Income Statement reflects the Group's ownership in the financial performance of jointly-controlled entities. The Group stops using the equity method from the date it ceases to have the jointly-controlled right or significant influences on jointly-controlled entities.

The Financial Statements of the jointly controlled entity are prepared for the fiscal period that is the same as the Consolidated Financial Statements of the Group. In the case that the accounting policy of a jointly controlled entity is different from the accounting policy applied consistently in the Group, the Financial Statements of that jointly controlled entity will be properly adjusted before being used for the preparation of the Consolidated Financial Statements.

Unrealized profits/(losses) arising from transactions with jointly-controlled entities are eliminated in proportion to the amount under the Group's ownership in the preparation of the Consolidated Financial Statements.

Associates

An associate is an entity which the Group has significant influence but not the control to govern the financial and operating policies. Significant influence is the right to participate in making the associate's financial and operating policies but not control those policies.

GEMADEPT CORPORATION

Address: No. 6 Le Thanh Ton Street, Ben Nghe Ward, District 1, Ho Chi Minh City, Vietnam

CONSOLIDATED FINANCIAL STATEMENTS

For the fourth quarter of the fiscal period ending 31 December 2021

Notes to the Consolidated Financial Statements (cont.)

Investments in associates are recorded as in the owner's equity method. Accordingly, the investment into associate is initially recorded at costs on the Consolidated Financial Statements and then adjusted for the post acquisition change in the Group's share of net assets of the associate. If the Group's share of loss of an associate exceeds or equals the carrying amount of an investment, the investment is then reported at nil (0) value on the Consolidated Financial Statements, except when the Group has obligations to pay on behalf of the associate to satisfy obligations of the associate.

The Financial Statements of the associate are prepared for the accounting period that is the same as the Consolidated Financial Statements of the Group. In the case that the accounting policy of an associate is different from the accounting policy applied consistently in the Group, the Financial Statements of that associate will be properly adjusted before being used for the preparation of the Consolidated Financial Statements.

Unrealized profits/(losses) arising from transactions with associates are eliminated in proportion to the amount under the Group's ownership in the preparation of the Consolidated Financial Statements.

Investments in equity instruments of other entities

Investments in equity instruments of other entities include such investments in equity instruments that the Group does not have the control, joint control or significant influence on these entities.

Investments in equity instruments of other entities are initially recognized at original costs, including the purchase price plus other directly attributable expenditure. Dividends and profits of the periods prior to the purchase of investments are recorded as a decrease in value of such investments. Dividends and profit of the periods after the purchase of investments are recorded into the sales. Particularly, the dividends paid in the form of shares are not recorded as an increase in values, but the increasing quantity is followed up.

Provisions for investments in equity instruments of other entities are made as follows:

- For investments in listed shares or the reliably determined fair value of investments, provisions are made on the basis of the market value of shares.
- For investments of which the fair value is unable to determine at the time of reporting, provisions are made on the basis of the losses of the invested entities at the rate equal to the difference between the actual capital invested by parties and the actual owner's equity multiplying (x) by the Group's rate of capital contribution in comparison with the total actual capital invested by parties.

Increases/(decreases) in the provisions for investments in equity instruments of other entities as of the balance sheet date are recorded into "Financial expenses".

6. Receivables

Receivables are recognized at the carrying amounts less allowances for doubtful debts.

The classification of receivables as trade receivables and other receivables is made according to the following principles:

- Trade receivables reflect receivables concerning the commercial nature arising from purchase and sale transactions between the Group and customers who are independent to the Group.
- Other receivables reflect receivables not concerning the commercial nature and irrelevant to purchase and sale transactions.

GEMADEPT CORPORATION

Address: No. 6 Le Thanh Ton Street, Ben Nghe Ward, District 1, Ho Chi Minh City, Vietnam

CONSOLIDATED FINANCIAL STATEMENTS

For the fourth quarter of the fiscal period ending 31 December 2021

Notes to the Consolidated Financial Statements (cont.)

Allowance is made for each doubtful debt on the basis of estimated loss.

Increases/(decreases) in the obligatory allowance for doubtful debts as of the balance sheet date are recorded into "General and administration expenses".

7. Inventories

Inventories are recognized at the lower of cost or net realizable value.

Cost of inventories is determined as follows:

- For materials and merchandises: Costs comprise costs of purchases and other directly relevant costs incurred in bringing the inventories to their present location and conditions.
- Work-in-process: The item reflects the arisen expenses related to unfinished projects.
- For finished goods: Costs comprise costs of materials, direct labor and directly relevant general manufacturing expenses allocated on the basis of normal operations.

Stock-out costs are determined in accordance with the weighted average method and recorded in line with the perpetual method.

Net realizable value is the estimated selling price of inventories in the ordinary course of business less the estimated costs of completion and the estimated costs necessary to make the sale.

Allowance for inventories is recognized when their costs are higher than their net realizable values. For services in progress, allowance is recorded for each type of services with specific prices. Increases/(decreases) in the obligatory allowance for inventories as of the balance sheet date are recorded into "Costs of sales".

8. Prepaid expenses

Prepaid expenses comprise actual expenses arising but relevant to financial performance in several accounting periods. Prepaid expenses of the Group mainly include expenses for land use right transfer, land rental, repair expenses, expenses of dredging and maintaining ports and interest expenses for container financial lease. These prepaid expenses are allocated over the prepayment period or period of corresponding economic benefits generated from these expenses.

Expenses for land use right transfer

Expenses for land use right transfer represent the rental, consultancy fees and other expenses already prepaid for the land being used by the Group. Expenses for land use right transfer are allocated in line with the land lease period.

Land rental

Prepaid land rental reflects the rental already prepaid for the land being used by the Group. Prepaid land rental is allocated into expenses in accordance with the straight-line method corresponding with the lease term.

Repair expenses

Repair expenses arising once with high value are allocated into expenses in accordance with the straight-line method for the maximum period of 03 periods.

Interest expenses for container financial lease

Interest expenses for container financial lease are allocated into expenses in accordance with the straight-line method for the maximum period of 06 periods.

9. Operating leased assets

GEMADEPT CORPORATION

Address: No. 6 Le Thanh Ton Street, Ben Nghe Ward, District 1, Ho Chi Minh City, Vietnam

CONSOLIDATED FINANCIAL STATEMENTS

For the fourth quarter of the fiscal period ending 31 December 2021

Notes to the Consolidated Financial Statements (cont.)

A lease is classified as an operating lease if it transfers substantially all the risks and rewards incident to ownership belonging to the lessor. The lease expenses are allocated in the Group's operation costs in accordance with the straight-line method over the lease term and do not depend on the method of lease payment.

10. Tangible fixed assets

Tangible fixed assets are determined by their historical costs less accumulated depreciation. Historical costs of tangible fixed assets include all the expenses paid by the Group to bring the asset to its working condition for its intended use. Other expenses arising subsequent to initial recognition are included into historical costs of fixed assets only if it can be clearly demonstrated that the expenditure has resulted in future economic benefits expected to be obtained from the use of these assets. Those which do not meet the above conditions will be recorded into operation expenses during the period.

When a tangible fixed asset is sold or disposed, its historical cost and accumulated depreciation are written off, then any gain or loss arising from such disposal is included in the income or the expenses during the period.

Tangible fixed assets are depreciated in accordance with the straight-line method over their estimated useful lives. The depreciation periods applied are as follows:

<u>Fixed assets</u>	<u>Periods</u>
Buildings and structures	05 – 40
Machinery and equipment	05 – 10
Vehicles	06 – 20
Office equipment	03 – 10

11. Financial leased assets

A lease is classified as a finance lease if it transfers substantially all the risks and rewards incident to ownership belonging to the lessee. Financial leased assets are determined by their historical costs less accumulated depreciation. Historical cost is the lower cost of the fair value of the leased asset at commencement of the lease term and the present value of the minimum lease payments. Discount rate used to calculate the present value of the minimum lease payments is the interest rate implicit in the lease or else mentioned in the lease. If the interest rate implicit in the lease cannot be determined, the incremental borrowing rate at commencement of the lease term will be applied.

Financial leased assets are depreciated in accordance with the straight-line method over their estimated useful lives. If there is no reasonable certainty that the Group will obtain ownership at the end of the lease, the fixed asset shall be depreciated over the shorter of the lease term and the estimated useful life of the asset. The maximum depreciation periods of vehicles are 06 periods.

12. Intangible fixed assets

Intangible fixed assets are determined by their initial costs less accumulated amortization.

Initial costs of intangible fixed assets include all the costs paid by the Group to bring the asset to its working condition for its intended use. Other costs relevant to intangible fixed assets arising subsequent to initial recognition are included into operation costs during the period only if these costs are associated with a specific intangible fixed asset and result in future economic benefits expected to be obtained from the use of these assets.

When an intangible fixed asset is sold or disposed, its initial costs and accumulated amortization are written off, then any gain or loss arising from such disposal is included in the income or the expenses during the period.

Intangible fixed assets of the Group include:

GEMADEPT CORPORATION

Address: No. 6 Le Thanh Ton Street, Ben Nghe Ward, District 1, Ho Chi Minh City, Vietnam

CONSOLIDATED FINANCIAL STATEMENTS

For the fourth quarter of the fiscal period ending 31 December 2021

Notes to the Consolidated Financial Statements (cont.)

Land use right

Land use right includes all the actual expenses paid by the Corporation directly related to the land being used such as expenses to obtain the land use right, compensation for house removal, land clearance and ground leveling, registration fees, etc. The land use right is permanent, so it is not amortized.

Computer software

Expenses attributable to computer software, which is not a part associated with the relevant hardware, will be capitalized. Costs of computer software include all the expenses paid by the Corporation until the date the software is put into use. Computer software is amortized in accordance with the straight-line method for the period from 03 to 08 periods.

Website design expenses

Website design expenses include all the expenses directly related to the development of the website. These expenses are amortized in accordance with the straight-line method in 03 periods.

13. Construction-in-progress

Construction-in-progress reflects the expenses (including relevant loan interest expenses following the accounting policies of the Group) directly related to assets under construction and machinery and equipment under installation to serve for production, leasing, and management as well as the repair of fixed assets in progress. These assets are recorded at historical costs and not depreciated.

Expenses incurred for poorly-grown trees shall be recorded as a decrease in other expenses during the period in the Consolidated Income Statement.

14. Business combination and goodwill

The business combination is accounted by applying acquisition method. The costs of business combination include the fair values as at the acquisition date of the exchanged assets, the incurred or assumed liabilities as well as the equity instruments issued by the Group in exchange for control of the acquiree, plus any cost directly attributable to the business combination. The acquired assets, the identifiable and contingent liabilities assumed from the business combination are recognized at their fair values as at the acquisition date.

If the business combination covers some accounting periods, the cost of business combination equals the total investment made at the date of obtaining the control of subsidiaries plus the amount of previous investments which are re-evaluated at fair value as at the date of obtaining the control of subsidiaries. The difference between the re-evaluated amount and the cost of investment shall be recorded in the financial performance provided that the Group does not have any significant influence on subsidiaries prior the date of obtaining the control and the investment in subsidiaries is presented in line with the cost method. In case where the Group has significant influence on the subsidiaries prior the date of obtaining the control the investment in subsidiaries is presented in line with the equity method, the difference between the re-evaluated amount and the cost of investment determined in line with the equity method shall be recorded in the financial performance; and the difference between the investment determined in line with the equity method and the cost of investment shall be directly recorded in "Retained earnings" of the Consolidated Balance Sheet.

The excess of the cost of business combination over the ownership share of the Group in the net fair value of the assets, the identifiable and contingent liabilities of acquiree which are recognized at the date obtaining the control of subsidiaries is recognized as goodwill. If the ownership share of the Group in the net fair value of the assets, the identifiable and contingent liabilities of acquiree which are recognized at the date of obtaining the control of subsidiaries exceeds the cost of business combination, the difference will be included in the financial performance.

GEMADEPT CORPORATION

Address: No. 6 Le Thanh Ton Street, Ben Nghe Ward, District 1, Ho Chi Minh City, Vietnam

CONSOLIDATED FINANCIAL STATEMENTS

For the fourth quarter of the fiscal period ending 31 December 2021

Notes to the Consolidated Financial Statements (cont.)

The goodwill is allocated according the straight-line method in 10 periods. When there is evidence that goodwill loss is more than the allocated amount, the allocated amount during the period is the loss incurred.

The benefit of non-controlling shareholders as at the date of business combination is initially measured on the basis of the ownership share of non-controlling shareholders in the fair values of the assets, the liabilities and the inherent liabilities recognized.

15. Payables and accrued expenses

Payables and accrued expenses are recorded for the amounts payable in the future associated with the goods and services already received. Accrued expenses are recorded based on reasonable estimates for the amounts payable.

The classification of payables as trade payables, accrued expenses and other payables is made on the basis of the following principles:

- Trade payables reflect payables of commercial nature arising from the purchase of goods, services, or assets, of which the seller is an independent entity with the Group.
- Accrued expenses reflect expenses for goods, services received from suppliers or supplied to customers but have not been paid, invoiced or lack of accounting records and supporting documents; pay on leave payable to employees; and accrual of operation expenses.
- Other payables reflect payables of non-commercial nature and irrelevant to purchase, sales of goods or provisions of services.

The payables and accrued expenses are classified as short-term and long-term items in the Consolidated Balance Sheet on the basis of their remaining term as of the balance sheet date.

16. Provisions for payables

Provisions are recorded when the Group has present obligations (legal or constructive) as a result of a past event; it is probable that an outflow of resources embodying economic benefits will be required to settle the obligation; and a reliable estimate can be made of the amount of the obligation.

If time causes material effects, the provisions will be determined by deducting the amount to be spent in future to settle the liability at the pre-tax discount rate that reflects the assessments of the time value of money and the specific risks from this liability in the current market. The increase in provisions due to the effect of time will be recognized as a financial expense.

Provisions payable of the Group is related to compensation for damages during transport.

17. Owner's equity

Capital

Capital is recorded according to the actual amounts invested by shareholders.

Share premiums

Share premiums are recorded in accordance with the difference between the issuance price and face value upon the IPO, additional issue or the difference between the re-issuance price and carrying value of treasury shares and the equity component of convertible bonds upon maturity date. Expenses directly related to the additional issue of shares and the re-issuance of treasury shares are recorded as a decrease in share premiums.

Other sources of capital

Other sources of capital are due to the supplementation from business profits, revaluation of assets and net carrying values between the fair values of the assets gifted or granted to the Group after deducting taxes payable (if any) related to these assets.

GEMADEPT CORPORATION

Address: No. 6 Le Thanh Ton Street, Ben Nghe Ward, District 1, Ho Chi Minh City, Vietnam

CONSOLIDATED FINANCIAL STATEMENTS

For the fourth quarter of the fiscal period ending 31 December 2021

Notes to the Consolidated Financial Statements (cont.)

18. Profit distribution

Profit after tax is distributed to the shareholders after appropriation for funds under the Charter of the Corporation as well as legal regulations and approved by the General Meeting of Shareholders.

The distribution of profits to the shareholders is made with consideration toward non-cash items in the retained earnings that may affect cash flows and payment of dividends such as profit due to revaluation of assets contributed as investment capital, profit due to revaluation of monetary items, financial instruments and other non-cash items.

Dividends are recorded as payables upon approval of the General Meeting of Shareholders.

19. Recognition of sales and income

Sales of service provision

Sales of service provision shall be recognized when all of the following conditions are satisfied:

- The amount of sales can be measured reliably. When the contract stipulates that the buyer is entitled to return the services provided under specific conditions, sales is recognized only when these specific conditions are no longer existed and the buyer is not entitled to return the services provided.
- The Group received or shall probably receive the economic benefits associated with the provision of services.
- The stage of completion of the transaction at the end of reporting period can be measured reliably.
- The costs incurred for the transaction and the costs to complete the transaction can be measured reliably.

In the case that the services are provided in several accounting periods, the determination of sales during the period is done on the basis of the volume of work done as of the balance sheet date.

Income from leasing operating assets

Income from leasing operating assets is recognized in accordance with the straight-line method during the lease term. Rentals received in advance for several periods are allocated to revenues in consistence with the lease term.

Interest

Interest is recorded, based on the term and the actual interest rate applied in each particular period.

Dividends and profit shared

Dividends and profit shared are recognized when the Group has the right to receive dividends or profit from the capital contribution. Particularly, the dividends paid in form of shares are not recorded as an increase in value, but the increasing quantity is followed up.

20. Sales deductions

Sales deductions include trade discounts, sales allowances incurred in the same period of providing merchandises, services, in which revenues are derecognized.

In case of merchandises, services provided in the previous years but trade discounts, sales allowances incurred in the current year, revenues are derecognized as follows:

- If trade discounts, sales allowances incur prior to the release of the Consolidated Financial Statements, revenues are derecognized on the Consolidated Financial Statements of the current period.
- If trade discounts, sales allowances incur after the release of the Consolidated Financial Statements, revenues are derecognized on the Consolidated Financial Statements of the following period.

GEMADEPT CORPORATION

Address: No. 6 Le Thanh Ton Street, Ben Nghe Ward, District 1, Ho Chi Minh City, Vietnam

CONSOLIDATED FINANCIAL STATEMENTS

For the fourth quarter of the fiscal period ending 31 December 2021

Notes to the Consolidated Financial Statements (cont.)

21. Borrowing costs

Borrowing costs are interests and other costs that the Group directly incurs in connection with the borrowing.

Borrowing costs are recorded as an expense when it is incurred. In case the borrowing costs are directly attributable to the construction or the production of an asset in progress, which takes a substantial period of time (over 12 months) to get ready for intended use or sales of the asset, these costs will be included in the cost of that asset. To the extent that the borrowings are especially for the purpose of construction of fixed assets and investment properties, the borrowing cost is eligible for capitalization even if construction period is under 12 months. Incomes arisen from provisional investments as loans are recognized as a decrease in the costs of relevant assets.

In the event that general borrowings are partly used for the acquisition, construction or production of an asset in progress, the costs eligible for capitalization will be determined by applying the capitalization rate to average accumulated expenditure on construction or production of that asset. The capitalization rate is computed at the weighted average interest rate of the borrowings not yet paid during the period, except for particular borrowings serving the purpose of obtaining a specific asset.

22. Expenses

Expenses are those that result in outflows of the economic benefits and are recorded at the time of transactions or when incurrence of the transaction is reliable regardless of whether payment for expenses is made or not.

Expenses and their corresponding revenues are simultaneously recognized in accordance with the matching principle. In the event that matching principle conflicts with the prudence principle, expenses are recognized based on the nature and regulations of accounting standards in order to guarantee that transactions can be fairly and truly reflected.

23. Corporate income tax

Corporate income tax includes current income tax and deferred income tax.

Current income tax

Current income tax is the tax amount computed based on the taxable income. Taxable income is different from accounting profit due to the adjustments of temporary differences between tax and accounting figures, non-deductible expenses as well as those of non-taxable income and losses brought forward.

Deferred income tax

Deferred income tax is the amount of corporate income tax payable or refundable due to temporary differences between book values of assets and liabilities serving the preparation of the Financial Statements and the values for tax purposes. Deferred income tax liabilities are recognized for all the temporary taxable differences. Deferred income tax assets are recorded only when there is an assurance on the availability of taxable income in the future against which the temporarily deductible differences can be used.

Carrying values of deferred corporate income tax assets are considered as of the balance sheet date and will be reduced to the rate that ensures enough taxable income against which the benefits from part of or all of the deferred income tax can be used. Deferred corporate income tax assets, which have not been recorded before, are considered as of the balance sheet date and are recorded when there is certainly enough taxable income to use these unrecognized deferred corporate income tax assets.

Deferred income tax assets and deferred income tax liabilities are determined at the estimated rate to be applied in the period when the assets are recovered or the liabilities are settled based on the effective tax rates as of the balance sheet date. Deferred income tax is recognized in the Income

GEMADEPT CORPORATION

Address: No. 6 Le Thanh Ton Street, Ben Nghe Ward, District 1, Ho Chi Minh City, Vietnam

CONSOLIDATED FINANCIAL STATEMENTS

For the fourth quarter of the fiscal period ending 31 December 2021

Notes to the Consolidated Financial Statements (cont.)

Statement. In the case that deferred income tax is related to the items of the owner's equity, corporate income tax will be included in the owner's equity.

The Group shall offset deferred tax assets and deferred tax liabilities if:

- The Group has the legal right to offset current income tax assets against current income tax liabilities; and
- Deferred income tax assets and deferred income tax liabilities are relevant to corporate income tax which is under the management of one tax authority either:
 - Of the same subject to corporate income tax; or
 - The Group has intention to pay current income tax liabilities and current income tax assets on a net basis or recover tax assets and settle tax liability simultaneously in each future period to the extent that the majority of deferred income tax liabilities or deferred income tax assets are paid or recovered.

24. Related parties

A party is considered a related party of the Group in case that party is able to control the Group or to cause material effects on the financial decisions as well as the operations of the Group. A party is also considered a related party of the Group in case that party is under the same control or is subject to the same material effects.

Considering the relationship of related parties, the nature of the relationship is focused more than its legal form.

V. ADDITIONAL INFORMATION ON THE ITEMS OF THE CONSOLIDATED BALANCE SHEET**1. Cash and cash equivalents**

	<u>Ending balance</u>	<u>Beginning balance</u>
Cash on hand	19.342.563.943	20.246.582.605
Cash in banks	410.560.764.153	394.776.636.387
Cash in transit	855.755.682	1.153.147.199
Cash equivalents (Bank deposits of which the principal maturity is under 03 months)	206.500.000.000	11.500.000.000
Total	<u>637.259.083.778</u>	<u>427.676.366.191</u>

2. Financial investments

The financial investments of the Group include trading securities, held-to-maturity investments, investments in joint ventures, associates and investments in other entities. The Group's financial investments are as follows:

2a. Trading securities

	<u>Ending balance</u>			<u>Beginning balance</u>		
	Original costs	Fair values	Provisions	Original costs	Fair values	Provisions
Shares						
National Citizen Bank (NCB) ⁽ⁱ⁾	-	-	-	3.528.997.673	2.600.031.071	(928.966.602)
Thu Duc Steel J.S.C.	31.488.264.362	29.841.168.000	(1.647.096.362)	31.488.264.362	16.469.038.666	(15.019.225.696)
Manganese Mineral Joint Stock Company	14.234.321.100	-	(14.234.321.100)	14.234.321.100	-	(14.234.321.100)
Other shares	650.218	415.000	(333.190)	650.218	325.100	(333.190)
Total	<u>45.723.235.680</u>	<u>29.841.583.000</u>	<u>(15.881.750.652)</u>	<u>49.252.233.353</u>	<u>19.069.394.837</u>	<u>(30.182.846.588)</u>

⁽ⁱ⁾ Decreased due to transfer of the investment.

GEMADEPT CORPORATION

Address: No. 6 Le Thanh Ton Street, Ben Nghe Ward, District 1, Ho Chi Minh City, Vietnam

CONSOLIDATED FINANCIAL STATEMENTS

For the fourth quarter of the fiscal period ending 31 December 2021

Notes to the Consolidated Financial Statements (cont.)

Fluctuations in provisions for impairments of trading securities are as follows:

	<u>Current period</u>	<u>Previous period</u>
Beginning balance	(30.182.846.588)	(42.841.841.304)
Reversal/(Provisions) during the period	14.301.095.936	12.658.994.716
Ending balance	(15.881.750.652)	(30.182.846.588)

2b. Held-to-maturity investments

This item reflects deposits of which term is from over 03 months to 12 months.

2c. Investments in joint-ventures, associates

	Ending balance			Beginning balance		
	Profit arising			Profit arising		
	after the			after the		
	Original costs	investment date	Total	Original costs	investment date	Total
Gemadept – Terminal Link Cai Mep Terminal J.S.C.	1.477.350.000.000	4.696.320.873	1.482.046.320.873	1.477.350.000.000	(174.666.435.398)	1.302.683.564.602
Saigon Cargo Service Corporation (SCSC Corp.)	405.366.553.895	181.520.736.729	586.887.290.624	405.366.553.895	106.643.021.659	512.009.575.554
CJ Gemadept Logistics Holdings Company Limited	131.555.876.205	141.587.164.626	273.143.040.831	131.555.876.205	96.925.216.051	228.481.092.256
"K" Line – Gemadept Logistics Co., Ltd.	108.001.500.000	15.361.497.115	123.362.997.115	108.001.500.000	17.589.635.045	125.591.135.045
CJ Gemadept Shipping Holdings Company Limited	104.620.023.000	21.148.378.483	125.768.401.483	104.620.023.000	(16.105.897.690)	88.514.125.310
Golden Globe Co., Ltd.	103.823.882.496	(2.672.077.850)	101.151.804.646	103.823.882.496	(1.335.440.110)	102.488.442.386
Golden Globe Trading Co., Ltd.	62.538.064.097	8.685.032.613	71.223.096.710	62.538.064.097	6.544.655.905	69.082.720.002
Foodstuff Combination Joint Stock Company	49.825.280.000	(27.851.029.760)	21.974.250.240	49.825.280.000	(27.669.095.776)	22.156.184.224
Other joint ventures, associates	28.396.608.143	(16.736.372.994)	11.660.235.149	28.396.608.143	(17.962.072.587)	10.434.535.556
Total	2.471.477.787.836	325.739.649.835	2.797.217.437.671	2.471.477.787.836	(10.036.412.901)	2.461.441.374.935

Transactions with joint ventures and associates

Significant transactions between the Group and its joint-ventures and associates are as follows:

	Accumulated from the beginning of the year to the end of this period	
	<u>Current year</u>	<u>Previous year</u>
Saigon Cargo Services Corporation		
Dividend shared	99.984.325.000	160.023.270.000
Loan	210.000.000.000	165.000.000.000
Loan interest	11.035.054.794	10.396.463.014
Other financial expenses	-	218.818.874

GEMADEPT CORPORATION

Address: No. 6 Le Thanh Ton Street, Ben Nghe Ward, District 1, Ho Chi Minh City, Vietnam

CONSOLIDATED FINANCIAL STATEMENTS

For the fourth quarter of the fiscal period ending 31 December 2021

Notes to the Consolidated Financial Statements (cont.)

	Accumulated from the beginning of the year to the end of this period	
	Current year	Previous year
<i>Gemadept - Terminal Link Cai Mep Terminal J.S.C.</i>		
Sales from service provision	227.476.788.019	417.591.700.801
Sales from leasing offices	132.404.160	257.572.168
Sales from leasing assets	1.095.000.000	-
Asset liquidation	2.302.500.000	-
Service charges	813.692.938	783.760.498
Loans given	51.500.000.000	15.000.000.000
Interest on loan given	1.254.863.013	-
Payment on this company's behalf	65.049.634	64.769.472
Payment on the Group's behalf	1.208.270	-
Loan	20.000.000.000	-
Loan interest	76.712.329	102.123.287
<i>Vung Tau Commercial Port J.S.C.</i>		
Dividends shared	-	2.506.920.000
<i>Minh Dam Tourism J.S.C.</i>		
Loans given	93.500.000	240.000.000
Interest on loan given	176.623.986	674.016.438
Payment on this company's behalf	114.576.000	-
<i>"K" Line - Gemadept Logistics Co., Ltd.</i>		
Sales from service provision	9.621.624.090	11.722.430.005
Sales from leasing offices	377.872.960	372.010.228
Dividends shared	13.437.750.000	-
<i>Gemadept Hai Phong One Member Company Limited</i>		
Sales from service provision	63.564.805.896	64.713.433.492
Sales from leasing assets	-	5.806.181.825
Acquisition of assets	-	2.981.000.000
Service charges	7.792.217.703	4.363.894.122
Payment on this company's behalf	22.600.000	23.229.555
<i>Mekong Logistics Company</i>		
Sales from service provision	273.698.826	341.248.329
Loan	-	35.000.000.000
Loans interest	17.547.945	777.095.890
<i>Gemadept Shipping Limited Company</i>		
Sales from service provision, leasing assets, agency service	103.185.343.947	90.083.549.482
Asset liquidation	33.163.272.728	-
Service charges	22.424.351.630	11.442.000.172
Payment on this company's behalf	31.740.932.683	31.344.465.338
Collection on this company's behalf	34.099.175.872	33.488.007.481

GEMADEPT CORPORATION

Address: No. 6 Le Thanh Ton Street, Ben Nghe Ward, District 1, Ho Chi Minh City, Vietnam

CONSOLIDATED FINANCIAL STATEMENTS

For the fourth quarter of the fiscal period ending 31 December 2021

Notes to the Consolidated Financial Statements (cont.)

	Accumulated from the beginning of the year to the end of this period	
	Current year	Previous year
<i>CJ Gemadept Logistics Holdings Company Limited</i>		
Loans given	-	2.000.000.000
Interest on loans given	-	744.825.205
<i>Other related parties</i>		
Sales from service provision, leasing assets	26.170.165.645	20.340.774.025
Service charges	44.483.829	4.304.599.270
Compensation expenses	88.605.829	-
Payment on this company's behalf	68.226.350.749	1.176.075.340
Collection on this company's behalf	23.806.542.937	11.753.083.463

2d. Investments in other entities

	Ending balance		Beginning balance	
	Original costs	Provisions	Original costs	Provisions
Maritime Bank ⁽ⁱ⁾	599.762	-	31.715.908.411	-
Indochina Sun Infrastructure Development Construction Investment Corporation	36.000.000.000	-	36.000.000.000	-
Intellectual Vietnam Asset Management Joint-Stock Company	5.000.000.000	(2.675.577.586)	5.000.000.000	(3.083.083.928)
OOCL Logistics (Vietnam) Co., Ltd	21.000.000	(21.000.000)	21.000.000	(21.000.000)
Total	41.021.599.762	(2.696.577.586)	72.736.908.411	(3.104.083.928)

⁽ⁱ⁾ Decreased due to transfer of investment**3. Short-term trade receivables**

	Ending balance	Beginning balance
<i>Receivables from related parties</i>	60.789.443.780	36.906.858.162
Gemadept Hai Phong One Member Company Limited	27.917.763.780	24.505.087.315
Gemadept Shipping Limited Company	10.964.064.448	7.823.985.356
"K" Line – Gemadept Logistics Co., Ltd.	311.520.000	3.072.564.000
Gemadept Logistics One Member Company Limited	3.819.938.335	1.358.445.939
Gemadept - Terminal Link Cai Mep Terminal J.S.C	17.776.157.217	146.775.552
<i>Receivables from other customers</i>	376.029.189.993	305.081.632.991
Other customers	376.029.189.993	305.081.632.991
Total	436.818.633.773	341.988.491.153

4. Short-term/long-term prepayments to suppliers**4a. Short-term prepayments to suppliers**

	Ending balance	Beginning balance
<i>Short-term prepayment to related parties</i>	28.650.000	36.906.858.162

GEMADEPT CORPORATION

Address: No. 6 Le Thanh Ton Street, Ben Nghe Ward, District 1, Ho Chi Minh City, Vietnam

CONSOLIDATED FINANCIAL STATEMENTS

For the fourth quarter of the fiscal period ending 31 December 2021

Notes to the Consolidated Financial Statements (cont.)

	<u>Ending balance</u>	<u>Beginning balance</u>
Gemadept Hai Phong One Member Company Limited	28.650.000	24.505.087.315
Short-term prepayment to other suppliers	165.307.585.788	36.906.858.162
Golden Lotus Corporation	48.374.181.296	50.574.181.296
Sao Do Investment Group Joint Stock Company	-	27.272.727.273
Mitsui E&S Machinery Co., Ltd	23.904.997.000	16.070.604.000
Galaxy Maritime Corporation	10.383.853.004	10.783.853.004
Other suppliers	82.644.554.488	37.862.938.259
Total	165.336.235.788	142.564.303.832

4b. Long-term prepayments to suppliers

This item reflects prepayment to Vuong Song Construction Service Trading Co., Ltd.

5. Receivables for loans**5a. Receivables for short-term loans**

	<u>Ending balance</u>	<u>Beginning balance</u>
Loans given to related parties	17.623.500.000	17.530.000.000
Gemadept - Terminal Link Cai Mep Terminal J.S.C	15.000.000.000	15.000.000.000
Minh Dam Tourism J.S.C.	2.623.500.000	2.530.000.000
Loans given to other organizations	2.000.000.000	12.000.000.000
Total	19.623.500.000	29.530.000.000

5b. Receivables for long-term loans

This item reflects loan given to Galaxy Maritime Corporation.

6. Other short-term/long-term receivables**6a. Other short-term receivables**

	<u>Ending balance</u>	<u>Beginning balance</u>
Receivables from related parties	93.170.645.872	29.029.787.437
Golden Globe Co., Ltd. – Payment on this company's behalf	25.554.675.300	25.958.016.000
Vung Tau Commercial Port J.S.C. – Dividend shared	-	1.446.300.000
Minh Dam Tourism J.S.C. – Interest on loan given	1.172.098.646	880.898.660
Gemadept Shipping Limited Company – Collection on the Group's behalf, Payment on this company's behalf	143.871.926	267.403.185
Gemadept - Terminal Link Cai Mep Terminal J.S.C – Payment on this company's behalf, Interest on loan given	-	166.892.759
Other related parties	66.300.000.000	310.276.833
Receivables from other organizations and individuals	137.287.857.362	214.362.489.611
Advances	51.663.349.631	107.445.777.742
Hang River Co., Ltd. – Capital contribution to develop the project of Le Chan General Port	7.000.000.000	19.000.000.000
Payments on other's behalf	9.740.582.882	18.904.055.298

GEMADEPT CORPORATION

Address: No. 6 Le Thanh Ton Street, Ben Nghe Ward, District 1, Ho Chi Minh City, Vietnam

CONSOLIDATED FINANCIAL STATEMENTS

For the fourth quarter of the fiscal period ending 31 December 2021

Notes to the Consolidated Financial Statements (cont.)

	<u>Ending balance</u>	<u>Beginning balance</u>
Short-term deposits	22.681.974.700	21.015.161.718
Other short-term receivables	46.201.950.149	47.997.494.853
Total	230.458.503.234	243.392.277.048

6b. *Other long-term receivables*

	<u>Ending balance</u>	<u>Beginning balance</u>
Indochina Sun Infrastructure Development Construction Investment Corporation – Capital contribution to develop the project of Logistics Service Area	18.000.000.000	18.000.000.000
Long-term deposits	16.839.220.533	12.080.447.670
Other long-term receivables	657.057.270	477.000.000
Total	35.496.277.803	30.557.447.670

7. **Doubtful debts**
Fluctuations in allowances for doubtful debts are as follows:

	<u>Current period</u>	<u>Previous period</u>
Beginning balance	(9.524.136.872)	(8.752.851.786)
Reversal/(Allowances) during the period	(872.578.121)	(914.591.866)
Written-off debts	-	143.306.780
Ending balance	(10.396.714.993)	(9.524.136.872)

8. **Inventories**

	<u>Ending balance</u>		<u>Beginning balance</u>	
	<u>Original costs</u>	<u>Allowance</u>	<u>Original costs</u>	<u>Allowance</u>
Materials and supplies	38.029.590.089	-	28.285.395.688	-
Fuel in ships	5.466.457.736	-	7.301.610.205	-
Spare parts	12.389.936.870	-	13.576.628.697	-
Tools	320.201.794	-	325.255.680	-
Work-in-process	9.338.495.055	-	17.252.105.257	-
Merchandises, finished goods	3.315.432.814	-	10.428.730.332	(4.203.118.080)
Total	68.860.114.358	-	77.169.725.859	(4.203.118.080)

9. **Short-term/long-term prepaid expenses**

9a. *Short-term prepaid expenses*

	<u>Ending balance</u>	<u>Beginning balance</u>
Repair expenses	3.157.759.095	4.038.460.021
Insurance premiums	1.111.487.125	3.022.229.310
Supplies	456.885.332	434.000.001
Other short-term prepaid expenses	9.000.117.929	3.556.466.323
Total	13.726.249.481	11.051.155.655

9b. *Long-term prepaid expenses*

	<u>Ending balance</u>	<u>Beginning balance</u>
Expenses on transferring land use right ⁽ⁱ⁾	127.963.519.371	132.104.531.654

GEMADEPT CORPORATION

Address: No. 6 Le Thanh Ton Street, Ben Nghe Ward, District 1, Ho Chi Minh City, Vietnam

CONSOLIDATED FINANCIAL STATEMENTS

For the fourth quarter of the fiscal period ending 31 December 2021

Notes to the Consolidated Financial Statements (cont.)

	Ending balance	Beginning balance
Land rental (ii)	725.953.465.018	424.484.165.004
Expenses on frontage road investment	12.780.771.139	16.339.731.944
Expenses of warehouse, office repair	10.262.857.899	8.408.079.591
Interest expenses for container financial lease	18.206.822.631	27.617.167.303
Other long-term prepaid expenses	33.251.938.182	29.637.318.599
Total	928.419.374.240	638.590.994.095

- (i) This is the expenses on transferring the land use right of Nam Hai Dinh Vu Port J.S.C. This land use right has been mortgaged to secure the loan from Techcombank – Hai Phong Branch.
- (ii) This is the land rental of Nam Hai ICD Joint Stock Company and Nam Dinh Vu Port Joint Stock Company. This land rental has been mortgaged to secure the loans from Indovina Bank Ltd. – Hai Phong Branch and VIB – Saigon Branch.

10. Tangible fixed assets

	Buildings and structures	Machinery and equipment	Vehicles	Office equipment	Total
Historical costs					
Beginning balance	2.125.438.662.670	1.364.245.962.430	1.380.617.813.085	38.082.354.606	4.908.384.792.791
Acquisition during the period	-	273.980.736	4.081.818.622	363.687.271	4.719.486.629
Completed constructions	508.240.104	338.028.435.524	44.738.290.206	5.934.273.600	389.209.239.434
Liquidation	(196.923.074)	(4.334.087.128)	(82.733.543.904)	(484.332.588)	(87.748.886.694)
Other increase/(decrease)	42.500.000	12.411.200.224	(43.036.355)	114.748.961	12.525.412.830
Exchange difference	(3.388.903.180)	(54.324.252)	(441.875.605)	(28.170.662)	(3.913.273.699)
Ending balance	2.122.403.576.520	1.710.571.167.534	1.346.219.466.049	43.982.561.188	5.223.176.771.291
Depreciation					
Beginning balance	821.661.483.905	542.254.030.577	762.335.243.260	21.277.948.262	2.147.528.706.004
Depreciation during the period	116.628.831.509	106.086.978.855	94.041.172.530	3.994.454.626	320.751.437.520
Liquidation	(196.923.074)	(3.900.295.347)	(55.251.989.070)	(484.332.588)	(59.833.540.079)
Other increase/(decrease)	(107.085.668)	12.023.535.932	48.953.888	103.796.274	12.069.200.426
Exchange difference	(2.866.284.588)	(54.024.020)	(204.133.363)	(28.004.717)	(3.152.446.688)
Ending balance	935.120.022.084	656.410.225.997	800.969.247.245	24.863.861.857	2.417.363.357.183
Net book values					
Beginning balance	1.303.777.178.765	821.991.931.853	618.282.569.825	16.804.406.344	2.760.856.086.787
Ending balance	1.187.283.554.436	1.054.160.941.537	545.250.218.804	19.118.699.331	2.805.813.414.108

11. Financial leased assets

	Vehicles
Historical costs	
Beginning balance	247.772.204.488
Other increases	16.779.117
Other decreases	(12.473.197.003)
Ending balance	235.315.786.602
Depreciation	
Beginning balance	130.846.358.292
Depreciation during the period	38.386.813.696

GEMADEPT CORPORATION

Address: No. 6 Le Thanh Ton Street, Ben Nghe Ward, District 1, Ho Chi Minh City, Vietnam

CONSOLIDATED FINANCIAL STATEMENTS

For the fourth quarter of the fiscal period ending 31 December 2021

Notes to the Consolidated Financial Statements (cont.)

	Vehicles
Other decreases	(12.473.197.003)
Ending balance	156.759.974.985
Net book values	
Beginning balance	116.925.846.196
Ending balance	78.555.811.617

12. Intangible fixed assets

	Land use right	Computer software	Website design expenses	Total
Initial costs				
Beginning balance	306.454.635.290	50.701.645.161	30.000.000	357.186.280.451
Completed constructions	-	11.455.150.000	-	11.455.150.000
Exchange difference	(4.392.385.056)	(2.136.902)	-	(4.394.521.958)
Ending balance	302.062.250.234	62.154.658.259	30.000.000	364.246.908.493
Amortization				
Beginning balance	58.350.332.269	33.519.125.665	30.000.000	91.899.457.934
Amortization during the period	6.088.063.341	5.413.093.939	-	11.501.157.280
Exchange difference	(884.371.645)	(2.136.902)	-	(886.508.547)
Ending balance	63.554.023.965	38.930.082.702	30.000.000	102.514.106.667
Net book values				
Beginning balance	248.104.303.021	17.182.519.496	-	265.286.822.517
Ending balance	238.508.226.269	23.224.575.557	-	261.732.801.826

13. Construction-in-progress

	Beginning balance	Increase during the year	Inclusion into fixed assets during the year	Other decrease during the year	Ending balance
Acquisition of fixed assets	74.653.962.249	427.388.463.650	(387.799.687.565)	-	114.242.738.334
Construction-in-progress	1.682.515.303.178	80.353.389.605	(12.864.701.869)	(117.608.875.071)	1.632.395.115.843
<i>Rach Chiec Residential Area</i>	51.165.085.825	-	-	-	51.165.085.825
<i>Pacific Pride Rubber Trees</i>	774.702.835.200	25.519.912.092	-	(12.332.470.998)	787.890.276.294
<i>Pacific Pearl Rubber Trees</i>	417.738.193.919	14.088.624.769	-	(6.664.659.420)	425.162.159.268
<i>Pacific Lotus Rubber Trees</i>	424.861.724.161	15.801.430.456	-	(98.611.744.653)	342.051.409.964
<i>Renovation for base and yard of Binh An oil factory</i>	14.047.464.073	20.027.491.675	(12.864.701.869)	-	21.210.253.879
<i>Other projects</i>	-	4.915.930.613	-	-	4.915.930.613
Total	1.757.169.265.427	507.741.853.255	(400.664.389.434)	(117.608.875.071)	1.746.637.854.177

GEMADEPT CORPORATION

Address: No. 6 Le Thanh Ton Street, Ben Nghe Ward, District 1, Ho Chi Minh City, Vietnam

CONSOLIDATED FINANCIAL STATEMENTS

For the fourth quarter of the fiscal period ending 31 December 2021

Notes to the Consolidated Financial Statements (cont.)**14. Deferred income tax assets**

This item reflects deferred income tax assets related to temporarily deductible differences. Details of increases/(decreases) during the period are as follows:

	<u>Current period</u>	<u>Previous period</u>
Beginning balance	110.693.814.592	94.280.850.909
Inclusion into operation results during the period	21.410.818.726	16.865.139.407
Offsetting against deferred income tax liabilities	362.854.189	(452.175.724)
Ending balance	132.467.487.507	110.693.814.592

15. Goodwill

The goodwill is generated from the investments in Nam Hai Dinh Vu Port J.S.C., Nam Hai Port Corporation and Binh Duong Port Corporation. Details are as follows:

	<u>Initial costs</u>	<u>Amount allocated</u>	<u>Net book values</u>
Beginning balance	558.517.383.584	316.985.906.220	241.531.477.364
Allocation during the period		27.603.597.413	
Ending balance	558.517.383.584	344.589.503.633	213.927.879.951

16. Short-term trade payables

	<u>Ending balance</u>	<u>Beginning balance</u>
<i>Payables to related parties</i>	<i>8.326.071.750</i>	<i>6.915.223.118</i>
Gemadept Shipping Limited Company	6.359.711.446	4.111.097.893
Gemadept Hai Phong One Member Company Limited	-	1.808.074.592
Mekong Logistics Company	796.676.182	837.510.000
Gemadept – Terminal Link Cai Mep Terminal J.S.C	9.130.000	158.540.633
Gemadept Logistics One Member Company Limited	26.307.547	-
Saigon Cargo Services Corporation	1.134.246.575	-
<i>Payables to other suppliers</i>	<i>368.658.159.393</i>	<i>350.983.840.270</i>
V.K.S Capital Investment Co., Ltd.	65.443.316.691	71.902.955.300
Rich Mountain Trading Co., Ltd.	37.508.199.858	66.880.636.240
Other suppliers	265.706.642.844	212.200.248.730
Total	376.984.231.143	357.899.063.388

17. Short-term advances from customers

	<u>Ending balance</u>	<u>Beginning balance</u>
<i>Advances from related parties</i>	<i>-</i>	<i>15.149.719.633</i>
Gemadept – Terminal Link Cai Mep Terminal J.S.C	-	15.147.530.580
Gemadept Shipping Limited Company	-	2.189.053
<i>Advances from other customers</i>	<i>3.225.949.982</i>	<i>5.061.695.905</i>
Other customers	3.225.949.982	5.061.695.905
Total	3.225.949.982	20.211.415.538

GEMADEPT CORPORATION

Address: No. 6 Le Thanh Ton Street, Ben Nghe Ward, District 1, Ho Chi Minh City, Vietnam

CONSOLIDATED FINANCIAL STATEMENTS

For the fourth quarter of the fiscal period ending 31 December 2021

Notes to the Consolidated Financial Statements (cont.)**18. Taxes and other obligations to the State Budget**

	Ending balance		Beginning Balance	
	Payables	Receivables	Payables	Receivables
VAT on local sales	5.633.455.888	-	3.900.209.140	4.051.418
Corporate income tax	17.655.870.787	18.097.924.873	12.579.920.639	16.404.014.645
Personal income tax	2.432.731.021	697.632.145	2.329.077.605	769.542.813
Other tax	631.296.069	313.668.403	161.470.981	351.600.107
Total	26.353.353.765	19.109.225.421	18.970.678.365	17.529.208.983

19. Payables to employees

This item reflects the salary and others payable to employees.

20. Short-term accrued expenses

	Ending balance	Beginning balance
<i>Payables to related parties</i>	<i>547.917.013</i>	<i>4.632.321.403</i>
Saigon Cargo Service Corporation – Loan interest	-	4.270.958.904
Gemadept Hai Phong One Member Company Limited – Service charges	547.917.013	361.362.499
<i>Payables to other organizations and individuals</i>	<i>463.706.664.836</i>	<i>204.060.858.490</i>
Loan interest expenses	8.561.255.928	10.000.237.298
Expenses on rubber tree cultivation project	86.912.645.364	80.682.532.370
Expenses on goods loading, unloading and transport	6.310.784.691	3.349.835.797
Expenses on port dredging and maintaining	-	47.999.999.498
Other expenses	361.921.978.853	62.028.253.527
Total	464.254.581.849	208.693.179.893

21. Short-term/long-term unearned revenues**21a. Short-term unearned revenues**

	Ending balance	Beginning balance
Revenue of leasing fixed assets received in advance	1.314.355.164	1.406.668.824
Total	1.314.355.164	1.406.668.824

21b. Long-term unearned revenues

	Ending balance	Beginning balance
Deferred interest due to revaluation of fixed assets contributed as capital to associates and jointly-controlled entities	208.572.670.962	214.950.223.601
Deferred interest due to service provision to associates and jointly-controlled entities	66.163.776.001	58.348.998.019
Other long-term unearned revenues	1.482.138.940	1.915.935.700
Total	276.218.585.903	275.215.157.320

GEMADEPT CORPORATION

Address: No. 6 Le Thanh Ton Street, Ben Nghe Ward, District 1, Ho Chi Minh City, Vietnam

CONSOLIDATED FINANCIAL STATEMENTS

For the fourth quarter of the fiscal period ending 31 December 2021

Notes to the Consolidated Financial Statements (cont.)**22. Other short-term/long-term payables****22a. Other short-term payables**

	Ending balance	Beginning balance
<i>Payables to related parties</i>	2.929.010.122	1.157.497.270
Mekong Logistics Company – Loan interest	-	777.095.890
“K” Line – Gemadept Logistics Co., Ltd. – Receipt of deposits for office lease	72.304.500	72.304.500
Gemadept Hai Phong One Member Company Limited – Collection on this company’s behalf and other payables	321.868.893	308.096.880
Gemadept Shipping Limited Company – Collection on this company’s behalf	2.534.836.729	-
<i>Payables to other organizations and individuals</i>	273.672.942.385	214.998.953.464
Land rental (*)	17.119.115.862	13.215.886.140
Trade Union’s expenditures, social insurance, health insurance and unemployment insurance premiums	3.949.120.640	3.793.657.864
Receipts of short-term deposits	3.328.522.903	3.382.592.715
Dividends payable	36.121.899.050	38.468.587.104
Payable for agency service	46.790.385.193	20.874.085.130
Other short-term payables	166.363.898.737	135.264.144.511
Total	276.601.952.507	216.156.450.734

22b. Other long-term payables

	Ending balance	Beginning balance
<i>Payables to related parties</i>	2.000.000.000	2.000.000.000
Gemadept Logistics One Member Company Limited – Receipt of deposits for warehouse lease	2.000.000.000	2.000.000.000
<i>Payables to other organizations and individuals</i>	84.409.739.072	79.448.902.020
Land rental (*)	84.262.239.072	79.301.402.020
Other long-term payables	147.500.000	147.500.000
Total	86.409.739.072	81.448.902.020

(*) Land rentals incurred at Pacific Pearl Joint Stock Company Limited, Pacific Lotus Joint Stock Company Limited and Pacific Pride Joint Stock Company Limited have been allocated for the period accumulated from 2011 to 31 December 2021. These expenses will be paid after the period of 05 years since the signing date of Land Leasing Contract.

22c. Outstanding debts

The Group has no other outstanding payable.

23. Short-term/long-term borrowings and financial lease**23a. Short-term borrowings and financial lease**

	Ending balance	Beginning balance
<i>Short-term borrowings payable to related parties</i>	210.000.000.000	200.000.000.000
Loan from Saigon Cargo Service Corporation at interest rate as stipulated in the Contract	210.000.000.000	165.000.000.000
Loan from Mekong Logistics Company at interest rate as stipulated in the Contract	-	35.000.000.000
<i>Short-term borrowings payable to other</i>	249.070.205.941	222.941.400.070

GEMADEPT CORPORATION

Address: No. 6 Le Thanh Ton Street, Ben Nghe Ward, District 1, Ho Chi Minh City, Vietnam

CONSOLIDATED FINANCIAL STATEMENTS

For the fourth quarter of the fiscal period ending 31 December 2021

Notes to the Consolidated Financial Statements (cont.)

	<u>Ending balance</u>	<u>Beginning balance</u>
organizations		
Short-term loans from banks	214.784.705.941	202.220.215.326
<i>Loan from Vietinbank – Branch 1 in Ho Chi Minh City</i>	<i>46.854.102.745</i>	<i>54.159.686.818</i>
<i>Loan from LienVietPostBank – Hai Phong Branch</i>	<i>44.968.353.547</i>	<i>35.292.414.260</i>
<i>Loan from Techcombank – Hai Phong Branch</i>	<i>32.025.382.202</i>	<i>35.318.104.411</i>
<i>Loan from VIB – Saigon Branch</i>	<i>-</i>	<i>21.198.353.587</i>
<i>Loan from Shinhan Vietnam Bank Limited</i>	<i>49.680.491.203</i>	<i>45.955.886.630</i>
<i>Loan from Vietcombank – Ho Chi Minh City Branch</i>	<i>12.318.285.616</i>	<i>-</i>
<i>Loan from OCB – Tan Binh Branch</i>	<i>-</i>	<i>10.295.769.620</i>
<i>Loan from MSB – Ho Chi Minh Branch</i>	<i>28.938.090.628</i>	<i>-</i>
Short-term loans from other organizations	34.285.500.000	20.721.184.744
Current portions of borrowings and financial lease payable to organizations	401.395.754.498	339.946.487.023
Current portions of long-term loans	360.064.383.106	290.488.224.679
Current portions of financial lease	41.331.371.392	49.458.262.344
Total	860.465.960.439	762.887.887.093

The Group is solvent over short-term loans and financial leases.

23b. Long-term borrowings and financial lease

	<u>Ending balance</u>	<u>Beginning balance</u>
Long-term loans from banks	1.004.364.327.881	1.038.011.659.182
Loan from VIB – Saigon Branch	552.049.947.598	674.513.727.433
Loan from OCB – Tan Binh Branch	15.140.000.000	139.791.672.855
Loan from Shinhan Vietnam Bank Limited	118.568.734.283	63.000.000.000
Loan from Vietinbank – Branch 1 in Ho Chi Minh City	100.327.795.200	-
Loan from Indovina Bank Ltd. – Hai Phong Branch	24.700.000.000	59.600.000.000
Loan from Techcombank – Hai Phong Branch	140.229.850.800	47.826.258.894
Loan from ACB – Saigon Branch	20.000.000.000	40.000.000.000
Loan from BIDV – Ba Muoi Thang Tu Branch	26.708.000.000	-
Loan from Vietcombank – Ho Chi Minh City Branch	6.640.000.000	13.280.000.000
Financial leases	56.879.327.702	99.727.450.057
Financial lease from Global Container International LLC	56.319.843.199	91.272.780.493
Financial lease from Intermodal Investment Fund IV LLC	559.484.503	8.454.669.564
Total	1.061.243.655.583	1.137.739.109.239

The Group is solvent over long-term loans and financial leases.

23c. Outstanding borrowings and financial leases

The Group has no outstanding loan and financial lease.

GEMADEPT CORPORATION

Address: No. 6 Le Thanh Ton Street, Ben Nghe Ward, District 1, Ho Chi Minh City, Vietnam

CONSOLIDATED FINANCIAL STATEMENTS

For the fourth quarter of the fiscal period ending 31 December 2021

Notes to the Consolidated Financial Statements (cont.)**24. Provisions for short-term payables**

	<u>Ending balance</u>	<u>Beginning balance</u>
Provision for corporate income tax	6.568.978.471	6.568.978.471
Provision for damage compensation during transport	1.752.276.539	1.752.276.539
Provision for port dredging, repairing	88.259.590.551	-
Provision for construction warranty	38.016.223.440	14.250.000.000
Total	134.597.069.001	22.571.255.010

25. Bonus and welfare funds

Bonus and welfare funds of the Corporation include bonus fund, welfare fund and operating fund of the Board of Management.

26. Owner's equity**26a. Statement of fluctuations in owner's equity**

	<u>Beginning balance</u>	<u>Increase</u>	<u>Decrease</u>	<u>Ending balance</u>
Capital	3.013.779.570.000	-	-	3.013.779.570.000
Share premiums	1.941.832.197.040	-	-	1.941.832.197.040
Other sources of capital	128.097.775.902	-	-	128.097.775.902
Exchange difference	89.962.489.095	-	192.324.148.596	282.286.637.691
Investment and development fund	152.636.937.352	-	-	152.636.937.352
Other funds	140.044.304.503	-	(933.333.336)	139.110.971.167
Retained earnings	435.146.071.577	604.760.847.267	(386.108.580.852)	653.798.337.992
Total	5.901.499.345.469	604.760.847.267	(194.717.765.592)	6.311.542.427.144

26b. Shares

	<u>Ending balance</u>	<u>Beginning balance</u>
Number of shares already sold to the public	301.377.957	301.377.957
- Common shares	301.377.957	301.377.957
- Preferred shares	-	-
Number of shares repurchased	-	-
- Common shares	-	-
- Preferred shares	-	-
Number of outstanding shares	301.377.957	301.377.957
- Common shares	301.377.957	301.377.957
- Preferred shares	-	-

Far value of outstanding shares: VND 10.000.

26c. Exchange differences

Exchange difference arises due to converting the Financial Statements of subsidiaries prepared in USD into those in VND.

27. Benefits of non-controlling shareholders

Benefits of non-controlling shareholders present the benefit of non-controlling shareholders in net assets of subsidiaries.

GEMADEPT CORPORATION

Address: No. 6 Le Thanh Ton Street, Ben Nghe Ward, District 1, Ho Chi Minh City, Vietnam

CONSOLIDATED FINANCIAL STATEMENTS

For the fourth quarter of the fiscal period ending 31 December 2021

Notes to the Consolidated Financial Statements (cont.)**VI. ADDITIONAL INFORMATION ON THE ITEMS OF THE CONSOLIDATED INCOME STATEMENT****1. Sales****1a. Gross sales**

	Accumulated from the beginning of the year to the end of current period	
	Current year	Previous year
Sales from port operation	2.762.426.273.335	2.171.563.938.718
Sales from logistics services, leasing assets, others	443.501.943.904	434.102.431.111
Total	3.205.928.217.239	2.605.666.369.829

1b. Sales to related parties

Apart from sales of goods and service provisions with joint ventures and associates presented in Note No. V.2c, the Group has no sales of goods and service provisions with related parties which are not joint ventures and associates.

2. Costs of sales

	Accumulated from the beginning of the year to the end of current period	
	Current year	Previous year
Costs of port operation	1.739.098.626.015	1.324.053.569.095
Costs of logistics services	321.979.576.727	332.028.266.091
Total	2.061.078.202.742	1.656.081.835.186

3. Financial income

	Accumulated from the beginning of the year to the end of current period	
	Current year	Previous year
Bank deposit interest	4.799.452.735	1.574.966.231
Exchange gain arising	6.694.115.533	2.214.891.525
Dividends and profit shared	1.332.209.000	2.664.407.500
Proceeds from transfer of investments	23.656.519.946	15.430.913.346
Other financial income	3.287.065.705	5.690.546.320
Total	39.769.362.919	27.575.724.922

4. Financial expenses

	Accumulated from the beginning of the year to the end of current period	
	Current year	Previous year
Loan interest expenses	119.277.015.129	146.594.706.568
Exchange loss arising	2.262.361.971	10.587.788.629
Provision/(Reversal of provision) for financial investments	(14.708.602.278)	(12.662.185.835)
Loss from liquidation of securities investments	817.538.572	12.109.260.542
Other financial expenses	608.337.487	2.634.783.120
Total	108.256.650.881	159.264.353.024

5. Selling expenses

Selling expenses include commission and other expenses for sales activity.

GEMADEPT CORPORATION

Address: No. 6 Le Thanh Ton Street, Ben Nghe Ward, District 1, Ho Chi Minh City, Vietnam

CONSOLIDATED FINANCIAL STATEMENTS

For the fourth quarter of the fiscal period ending 31 December 2021

Notes to the Consolidated Financial Statements (cont.)**6. General and administration expenses**

	Accumulated from the beginning of the year to the end of current period	
	Current year	Previous year
Salary for office staff	148.534.460.283	152.515.705.008
Materials and stationery	6.135.946.872	6.921.516.067
Depreciation/(amortization) of fixed assets	15.134.229.632	21.312.996.544
Allocation of goodwill	27.603.597.413	55.221.716.706
External services rendered	45.466.477.706	47.185.879.491
Other expenses	52.151.112.429	58.316.102.651
Total	295.025.824.335	341.473.916.467

7. Other income

	Accumulated from the beginning of the year to the end of current period	
	Current year	Previous year
Proceeds from liquidation of fixed assets	17.139.206.869	6.901.073.544
Unearned revenues to be allocated (*)	21.581.698.301	6.377.552.639
Reversal of provision for payables	1.950.000.000	59.835.406.001
Other income	9.795.434.001	6.985.453.872
Total	50.466.339.171	80.099.486.056

(*) Unearned revenues to be allocated include:

- Revaluation of the land use right contributed as capital to Gemadept – Terminal Link Cai Mep Terminal J.S.C., which generated from 2008 for the amount of VND 283.980.000.000 with the allocation period of 48 years and 10 months.
- Revaluation of the fixed assets contributed as capital to CJ Gemadept Logistics Holdings Company Limited, which generated from 2017 for the amount of VND 5.622.625.365 with the allocation period of 10 years.
- Unearned revenue from consultant services provided to Gemadept – Terminal Link Cai Mep Terminal J.S.C. with the amount VND 39.613.909.335 with the allocation period of 3 years beginning from 2021.
- Unearned revenue from the construction of fixed assets provided to Gemadept – Terminal Link Cai Mep Terminal J.S.C. with the allocation period corresponding to the depreciation period of fixed assets beginning from 2021.

8. Other expenses

	Accumulated from the beginning of the year to the end of current period	
	Current year	Previous year
Expenses on ineffective investment	92.901.367.944	54.644.324.900
Other expenses	12.435.017.000	9.077.128.969
Total	105.336.384.944	63.721.453.869

GEMADEPT CORPORATION

Address: No. 6 Le Thanh Ton Street, Ben Nghe Ward, District 1, Ho Chi Minh City, Vietnam

CONSOLIDATED FINANCIAL STATEMENTS

For the fourth quarter of the fiscal period ending 31 December 2021

Notes to the Consolidated Financial Statements (cont.)**9. Earnings per share**

	Accumulated from the beginning of the year to the end of current period	
	Current year	Previous year
Accounting profit after corporate income tax of shareholders of the Parent Company	604.760.847.267	370.931.984.470
Appropriation for bonus and welfare funds, funds of the Board of Management, Executive Officers and Control Board	(48.380.867.781)	(29.674.558.758)
Profit used to calculate basic and diluted earnings per share	556.379.979.486	341.257.425.712
The average number of ordinary shares outstanding during the period	301.377.957	296.924.957
Basic earnings per share (*)	1.846	1.149
Diluted earnings per share	1.846	1.149

(*) Earnings per share of previous period was adjusted in accordance with the rate of appropriation for bonus and welfare funds approved by General Meeting of Shareholders.

10. Operating costs

	Accumulated from the beginning of the year to the end of current period	
	Current year	Previous year
Materials and supplies	224.650.846.901	236.268.080.390
Labor	449.574.883.857	376.270.954.200
Depreciation/(amortization) of fixed assets and goodwill allocated	379.430.942.147	407.829.017.632
External services rendered	1.252.875.196.331	955.801.543.470
Other expenses	212.340.842.129	158.741.772.929
Total	2.518.872.711.365	2.134.911.368.621

VII. OTHER DISCLOSURES**1. Transactions and balances with related parties**

The Group's related parties include the key managers, their related individuals and other related parties.

1a. Transactions and balances with the key managers and their related individuals

The key managers include members of the Board of Management and the Executive Officers (the Board of Directors and the Chief Accountant). The key managers' related individuals are their close family members.

Transactions with the key managers and their related individuals

The Group has no sales of goods and service provisions and no other transactions with the key managers and their related individuals.

Receivables from and payables to the key managers and their related individuals

The Group has no receivables from and payables to the key managers and their related individuals.

Income of the key managers

GEMADEPT CORPORATION

Address: No. 6 Le Thanh Ton Street, Ben Nghe Ward, District 1, Ho Chi Minh City, Vietnam

CONSOLIDATED FINANCIAL STATEMENTS

For the fourth quarter of the fiscal period ending 31 December 2021

Notes to the Consolidated Financial Statements (cont.)

	Accumulated from the beginning of the year to the end of current period	
	Current year	Previous year
Salary	14.547.109.524	12.580.490.000
Other income	315.529.410	378.635.292
Total	14.862.638.934	12.959.125.292

1b. Transactions and balances with other related parties

Other related parties of the Group include:

Other related parties	Relationship
Gemadept - Terminal Link Cai Mep Terminal J.S.C.	Jointly-controlled entity
"K" Line – Gemadept Logistics Co., Ltd.	Jointly-controlled entity
CJ Gemadept Shipping Holdings Company Limited	Jointly-controlled entity
Saigon Cargo Service Corporation	Associate
CJ Gemadept Logistics Holdings Company Limited	Associate
Golden Globe Co., Ltd.	Associate
Vung Tau Commercial Port J.S.C. (VCP)	Associate
Golden Globe Trading Co., Ltd.	Associate
Foodstuff Combina Torial Joint Stock Company	Associate
Minh Dam Tourism J.S.C.	Associate
Gemadept Hai Phong One Member Company Limited	Subsidiary of associate
Gemadept Logistics One Member Company Limited	Subsidiary of associate
Mekong Logistics Company	Subsidiary of associate
Gemadept Shipping Limited Company	Subsidiary of Jointly-controlled entity
Gemadept Shipping Singapore Pte. Ltd.	Subsidiary of Jointly-controlled entity
Gemadept (Malaysia) Sdn. Bhd.	Subsidiary of Jointly-controlled entity
Power Transportation and Service J.S.C. (Potraco)	Secondary associate

Transactions with other related parties

Apart from transactions with joint ventures and associates presented in Note No. V.2c, the Group has no transaction with other related parties.

The prices of merchandises and services supplied to other related parties are mutually agreed prices. The purchases of merchandises and services from other related parties are done at the agreed prices.

Receivables from and payables to other related parties

Receivables from and payables to other related parties are presented in Notes No.V.3, V.5, V.6, V.16, V.17, V.20, V.22 and V.23.

The receivables from other related parties are unsecured and will be paid in cash. No provision has been made for the receivables from other related parties.

GEMADEPT CORPORATION

Address: No. 6 Le Thanh Ton Street, Ben Nghe Ward, District 1, Ho Chi Minh City, Vietnam

CONSOLIDATED FINANCIAL STATEMENTS

For the fourth quarter of the fiscal period ending 31 December 2021

Notes to the Consolidated Financial Statements (cont.)**2. Notes to the differences of profit after tax**

	<u>Quarter 4/2021</u>	<u>Quarter 4/2020</u>	<u>Differences</u>
Profit after tax of the Parent Company	189.643.986.412	51.566.985.728	138.077.000.684

Profit after tax in the fourth quarter of 2021 is over 189 billion dong, increasing over 138 billion dong in comparison to the same period of last year. The main reasons are:

- Gross profit increases over 105 billion dong.
- Profit from joint ventures and associates increases over 33 billion dong.

	<u>Year 2021</u>	<u>Year 2020</u>	<u>Differences</u>
Profit after tax of the Parent Company	604.760.847.267	370.931.984.470	233.828.862.797

Profit after tax in 2021 is over 604 billion dong, increasing over 233 billion dong in comparison to the same period of last year. The main reasons are:

- Gross profit increases over 195 billion dong.
- Profit from joint ventures and associates increases over 85 billion dong.
- Profit after tax of non-controlling shareholders increases over 47 billion dong.

Ho Chi Minh City, 28 January 2022



Pham Quang Huy
Preparer


Nguyen Minh Nguyet
Chief Accountant

Nguyen Thanh Binh
General Director

